

## THREE-PHASE

### Standard Supply

Δ 220-240 / Y 380-415 V (...AA)\*

Δ 380-405 / Y 660-700 V (...AZ)\*

Δ 290-305 / Y 500-525 V (...AG)\*

Other on request

Fig. 1

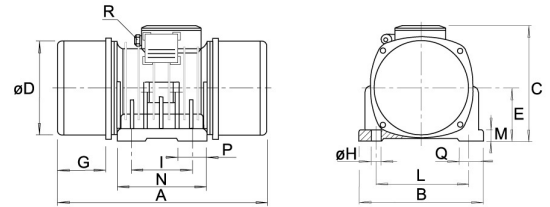


Fig. 2

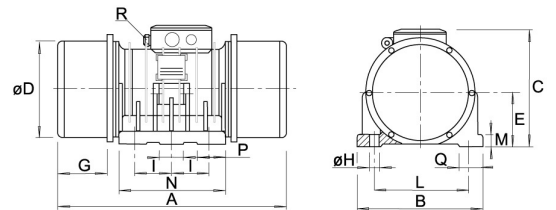
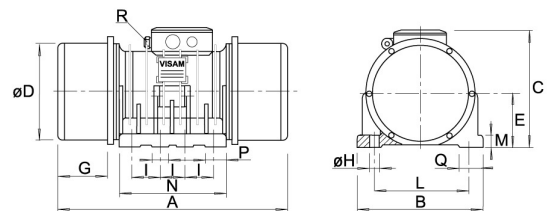


Fig. 3



GENERAL DATA			MECHANICAL DATA			ELECTRICAL DATA					OVERALL DIMENSIONS							FIXING DATA							
Model	Code	Sz.	SM V	CF V	WV	Input Power	Norm. Current		Ratio	Fig.	A	B	C	D	E	G	Nr.	H	I	L	M	N	P	Q	R
			Static Mom. (kg*mm)	Centrif. Force (kg)	Weight (kg)		Δ (A)	Y (A)																	
SPV 1.3 D	SPV041D02B04AA	04.1	240	150	23,0	0,28	1,2	0,7	3,0	1	406	194	204	148	86	101	4	13	100	155	18	180	50	45	M20x1,5
SPV 2.1 D	SPV050D01B05AA	05.0	400	250	30,0	0,45	2,1	1,2	3,5	1	428	220	213	168	96	100	4	17	115	170	20	200	65	50	M20x1,5
SPV 2.8 D	SPV060D02B06AA	06.0	520	330	37,0	0,55	2,5	1,5	3,5	1	452	225	233	187	105	105	4	17	120	180	20	210	70	50	M20x1,5
SPV 4.5 D	SPV070D02B07AA	07.0	860	540	50,0	0,70	2,9	1,7	3,5	1	495	250	246	200	112	121	4	17	150	190	22	220	60	60	M20x1,5
SPX-50 7.0 D	SPX080D01B08AA	08.0	1.110	700	62,5	0,90	3,5	2,0	3,0	1	548	280	258	212	117	143	4	17	160	200	30	260	95	80	M20x1,5
SPX-50 10.0 D	SPX090D00B09AA	09.0	1.650	1.050	82,0	1,10	4,3	2,5	4,0	1	584	300	280	237	131	141	4	22	165	230	35	300	115	80	M20x1,5
SPX-50 13.0 D	SPX091D00B09AA	09.1	2.100	1.320	100,0	1,30	4,8	2,8	4,0	1	624	300	280	237	131	181	4	22	165	230	35	300	115	80	M20x1,5
SPV 15.5 D	SPV100D01B10AA	10.0	2.560	1.610	144,0	2,00	8,6	5,0	4,5	1	662	326	336	270	150	151	4	25	165	270	40	300	100	70	M25x1,5 + M16x1,5(TH)
SPV 20.0 D	SPV110D02B11AA	11.0	3.560	2.250	186,5	2,50	10,0	6,0	4,5	1	693	355	362	308	166	152	4	29	210	295	40	330	100	70	M25x1,5 + M16x1,5(TH)
SPV 23.5 D	SPV111D02B11AA	11.1	4.300	2.700	200,0	3,00	11,7	6,8	4,5	1	693	355	362	308	166	152	4	29	210	295	40	330	100	70	M25x1,5 + M16x1,5(TH)
SPV 28.0 D	SPV120D01B12AA	12.0	6.050	3.800	254,0	3,70	14,7	8,5	4,5	2	740	390	392	345	193	163	6	29	110	310	41	350	110	90	M25x1,5 + M16x1,5(TH)
SPV 42.5 D	SPV130D01B13AA	13.0	7.550	4.750	300,0	5,20	17,5	10,0	5,5	2	851	390	414	345	192	203	6	29	115	320	45	370	115	75	M25x1,5 + M16x1,5(TH)
SPV 56.0 D	SPV132D03B13AA	13.2	9.800	6.160	331,0	6,50	21,0	12,0	5,0	2	917	390	414	345	192	243	6	29	115	320	45	370	115	75	M25x1,5 + M16x1,5(TH)
SPV 66.5 D	SPV140D01B14AA	14.0	11.970	7.550	415,0	7,00	22,5	13,0	4,0	2	1.001	456	456	410	225	253	6	32	130	380	50	400	130	100	M25x1,5 + M16x1,5(TH)
SPV 78.5 D	SPV141D02B14AA	14.1	13.670	8.600	446,0	8,00	24,5	14,0	5,0	2	1.007	456	456	410	225	253	6	32	130	380	50	400	130	100	M25x1,5 + M16x1,5(TH)
SPV 100.0 D	SPV150D04B15AZ	15.0	18.000	11.300	584,0	10,00	18,0	10,5	5,0	2	1.084	520	504	451	255	278	6	38	155	400	40	470	150	145	M32x1,5 + M16x1,5(TH)
SPV 124.0 D	SPV151D04B15AZ	15.1	21.700	13.650	672,0	11,00	20,0	11,5	5,0	2	1.138	520	504	451	255	278	6	38	155	400	40	470	150	145	M32x1,5 + M16x1,5(TH)
SPV 200.0 D	SPV171D00B17AZ	17.1	29.600	18.600	970,0	13,50	26,0	15,0	5,5	3	1.130	620	595	550	310	235	8	45	140	520	50	530	100	120	M40x1,5 + M20x1,5(TH)

