



*we*innovate cooking

KITCHENS DIAMANTE 90

BAIN MARIES

Model

D92/10TCBE

Code

CR0991199

General characteristics

- Stainless steel outer coatings and feet.
- Worktops made of 2 mm thick, brushed AISI 304 stainless steel.
- Adjustable worktop height from 840 to 900 mm.
- Contoured control panels with controls tilted towards the operator.
- Large knobs that do not protrude from the machine structure.
- Range modularity: 200-400-600-800-1200.
- Simple and effective coupling system.
- Appliances set up for the plinth.
- Vast accessory range.
- Appliances in compliance with CE standards.

ELECTRIC BAIN-MARIE



Technical/functional characteristics

- Outer casing and feet in stainless steel.
- Adjustable worktop height, ranging from 840 to 900 mm.
- Pan that are suitable to contain bowls that are 150 mm high.
- Perforated false bottom to support recipients.
- Temperature regulation from 30° to 90°C.
- Bowl equipped with overflow device.
- Armoured heater mounted on the outside of the bowl.

Technical Data

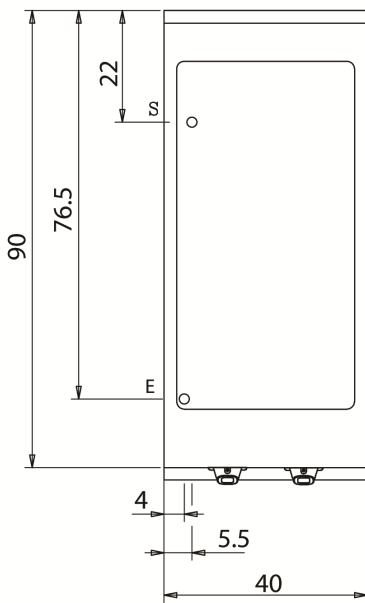
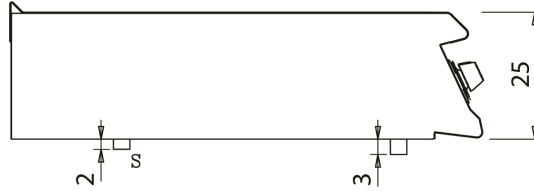
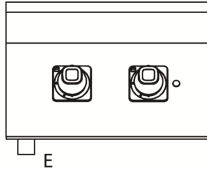
Model	D92/10TCBE
Width (mm)	400,00
Depth (mm)	900,00
Height (mm)	250,00
VOLUME	0,20
WEIGHT	45,00
SUPPLY	EL
Gas power	
Electric power	1.8
Internal ovens dimension	
OVEN CAPACITY	
Plate dimensions (mm)	
TANK DIMENSIONS	350x685x170h
Tank capacity (l)	1xGN1/3+1xGN1/1

BAIN MARIES

Model
D92/10TCBE

Code
CR0991199

D92/10 TCBE



KEY

- E power supply
- G gas connection
- H2O water inlet
- S water outlet

Connection	Power	Diameter	Supply
Gas connecton			
Electric connecton	1.8	230	
Cold water connecton		3/4"	0
Hot water connecton			
Cold soft water connecton			
Drain (∅)		1/2"	
2° Drain (∅)			