



*we*innovate cooking

## KITCHENS

### DIAMANTE 90

#### BAIN MARIES

Model

D94/10CBE

Code

CR0991249

#### General characteristics

Stainless steel outer coatings and feet.  
Worktops made of 2 mm thick, brushed AISI 304 stainless steel.  
Adjustable worktop height from 840 to 900 mm.  
Contoured control panels with controls tilted towards the operator.  
Large knobs that do not protrude from the machine structure.  
Range modularity: 200-400-600-800-1200.  
Simple and effective coupling system.  
Appliances set up for the plinth.  
Vast accessory range.  
Appliances in compliance with CE standards.

#### ELECTRIC BAIN-MARIE ON OPER CUPBOARD



#### Technical/functional characteristics

Outer casing and feet in stainless steel.  
Adjustable worktop height, ranging from 840 to 900 mm.  
Pan that are suitable to contain bowls that are 150 mm high.  
Perforated false bottom to support recipients.  
Temperature regulation from 30° to 90°C.  
Bowl equipped with overflow device.  
Armoured heater mounted on the outside of the bowl.

#### Technical Data

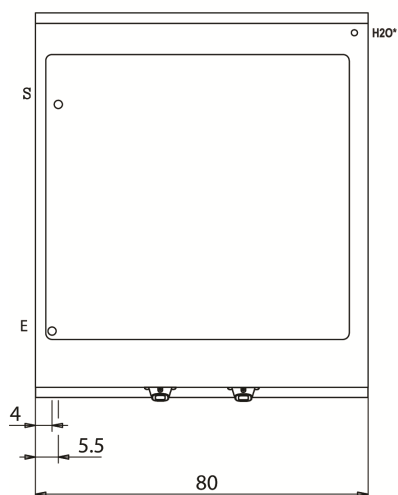
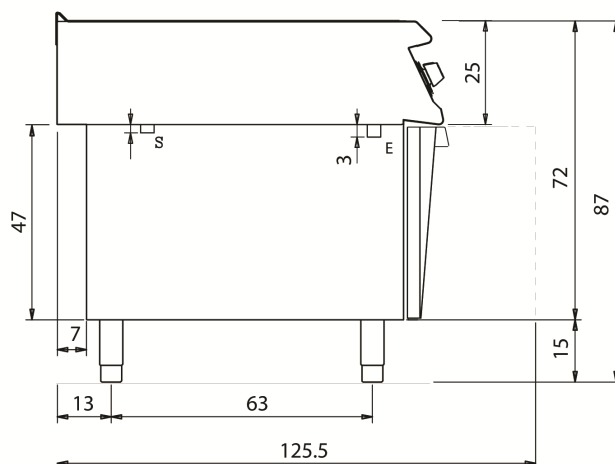
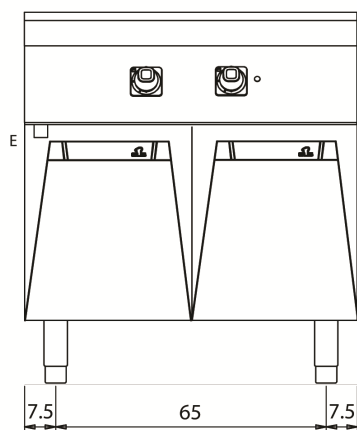
Model	D94/10CBE
Width (mm)	800,00
Depth (mm)	900,00
Height (mm)	870,00
VOLUME	1,10
WEIGHT	90,00
SUPPLY	EL
Gas power	
Electric power	5.4
Internal ovens dimension	
OVEN CAPACITY	
Plate dimensions (mm)	
TANK DIMENSIONS	730x685x170h
Tank capacity (l)	2xGN1/3+2xGN1/1

### BAIN MARIES

Model  
D94/10CBE

Code  
CR0991249

#### D94/10 CBE



#### KEY

- E** power supply
- G** gas connection
- H2O** water inlet
- S** water outlet

Connection	Power	Diameter	Supply
Gas connection			
Electric connection	5.4	400	
Cold water connection		3/4"	0
Hot water connection			
Cold soft water connecton			
Drain (Ø)		1/2"	
2° Drain (Ø)			