



*we*innovate cooking

KITCHENS

DIAMANTE 70

GAS RANGES

Model

D76/10CGE

Code

CR0993609

General characteristics

Stainless steel outer coatings and feet.
Worktops made of 1,5 mm thick, brushed AISI 304 stainless steel.
Adjustable worktop height from 840 to 900 mm.
Contoured control panels with controls tilted towards the operator.
Large knobs that do not protrude from the machine structure.
Range modularity: 200-400-600-800-1200.
Simple and effective coupling system.
Appliances set up for the plinth.
Vast accessory range.
Appliances in compliance with CE standards.

6-BURNER GAS RANGE ON ELECTRIC OVEN



Technical/functional characteristics

Outer casing and feet in stainless steel.
Adjustable worktop height, ranging from 840 to 900 mm.
Shaped cooker control panel with knobs slanted towards the operator.
Nickel-plated top burners with stable flame.
Thermocouple safety valve with pilot light.
Acid-resistant black enamelled cast iron burner grates with long spokes suitable for supporting small pots and pans.
Stainless steel drip bowls.
Oven heating with independently regulated armoured heating elements on oven roof and to the rear.
Thermostatically-controlled temperature range from 50 to 300°C.
Gas and electric GN 2/1 oven

Technical Data

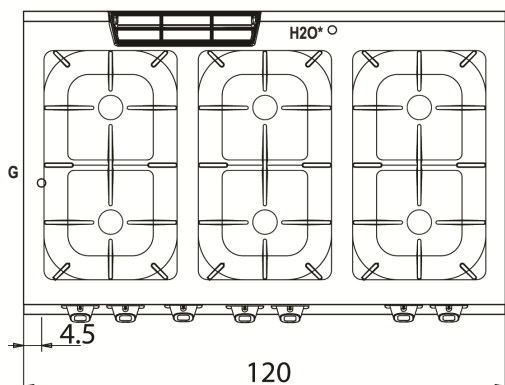
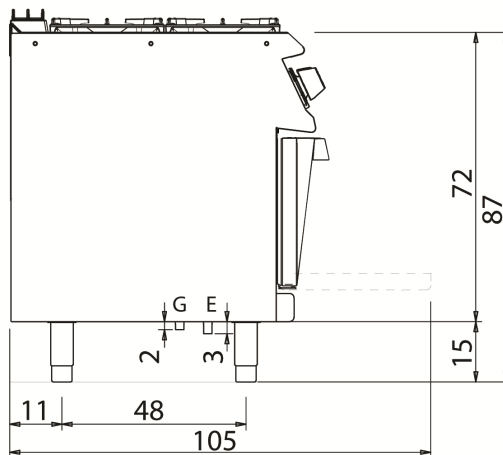
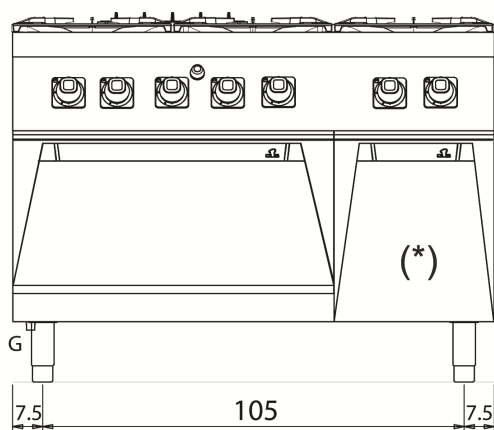
Model	D76/10CGE
Width (mm)	1.200,00
Depth (mm)	730,00
Height (mm)	870,00
VOLUME	1,20
WEIGHT	170,00
SUPPLY	
Gas power	27.3
Electric power	6
Internal ovens dimension	
OVEN CAPACITY	
Plate dimensions (mm)	
TANK DIMENSIONS	
Tank capacity (l)	

GAS RANGES

Model
D76/10CGE

Code
CR0993609

D76/10 CGE



KEY

- E** power supply
- G** gas connection
- H2O** water inlet
- S** water outlet

Connection	Power	Diameter	Supply
Gas connecton	27.3	1/2"	
Electric connecton	6	400	
Cold water connecton			0
Hot water connecton			
Cold soft water connecton			
Drain (Ø)			
2° Drain (Ø)			