



KOMA



RWE SERIES INDEXERS






TSUDAKOMA

TSUDAKOMA RWE-Series Indexers

These indexers are built with a compact design for precise machining. Many options and accessories are available such as a face plate and steel braided cable set. A TPC-Jr Controller is included with all RWE-Series indexers.

Specifications

Dimensions = mm

Indexer Model		RWE-160R TPC	RWE-200R TPC
Spindle outer diameter		100h7	120h7
Table diameter (optional)		(160 or 200)	(200 or 250)
Center height		135	160
Center bore	Nose Diameter (w/ face plate)	55H7 (50H7)	65H7 (60H7)
	Thru Diameter	40	45
Table T-slot width w/ face plate		12H8	12H8
Guide block width		14h7	18h7
Controller (included with table)		TPC-Jr G2	TPC-Jr G3
Maximum motor speed rpm		3,000	
Speed reduction ratio		1/60	1/72
Maximum table speed rpm		50	41.7
Inertia converted into motor shaft $\times 10^{-3} \text{kg}\cdot\text{m}^2$.19	.19
Clamp system		Pneumatic	
Clamp torque @72psi Nm (ft. lbs.)		156 (115)	294 (217)
Indexing accuracy arc sec.		± 22.5	
Repeatability arc sec.		± 2	
Net Weight kg (lbs.)		40 (88)	65 (143)
Allowable wheel torque Nm (ft. lbs.)		147 (108)	264 (195)
Allowable work inertia $\text{kg}\cdot\text{m}^2$.48	1.2
Allowable work weight	 kg (lbs) [w/ tailstock]	75 (165) [150 (330)]	100 (220) [250 (550)]
	 kg (lbs)	150 (330)	250 (550)
Allowable load when table clamped	 N (lbf)	7,840 (1,756)	13,720 (3,073)
	 Nm (ft. lbs.)	156 (115)	294 (217)
	 Nm (ft. lbs.)	392 (289)	980 (722)

Specifications subject to change without notice

Options • Accessories

Options & Accessories	Faceplates	5C Collets	Various Chucks	Tailstocks/Support Spindles	PVC Cable Set	Steel Braided Cable Set
RWE-160 TPC	Yes	Yes	Yes	Yes	Yes	Yes
RWE-200 TPC	Yes	Yes	Yes	Yes	Yes	Yes

Controller		TPC-Jr
Control axis		1 axis
Servo motor		AC servo, ABS detector
Command unit		0.001°
Dividing number	Direct indexing	1 to 999999 even indexing
	Arc indexing	1 to 999 even indexing
Max. command angle		$\pm 999.999^\circ$
Command system		INC, ABS, Shortcut ABS, INC/ABS mixed system
Input system		Includes MDI & full RS-232 communication
Program control		Workpiece No. (W0000 to 9999)
Program capacity		1000 blocks in main & sub-program together
Cable supplied (Standard)		Between rotary table & TPC-Jr (1 pc.)
		For motor : 5m
		Power cable : 5m Interlocking cable : 5m
Power Requirements (less than 100 ohm ground resistance)		1 \emptyset 200/220V $\pm 10\%$ 50/60Hz (non-CE)
		1 \emptyset 230V $\pm 10\%$ 50/60Hz (CE)
		Model Power capacity Fuse Rating
		Jr G2 1.2KVA 8A
Jr G3 2.2KVA 15A		

RWE-160R TPC w/5C Collet Set Up

