

SHOWDOWN



Photo by Moonrider Productions

by Jamie Norris

Presented with support from:



Canada Council
for the Arts

Conseil des Arts
du Canada



BRITISH
COLUMBIA
ARTS COUNCIL

Supported by the Province of British Columbia



Green Thumb Theatre presents
SHOWDOWN
by Jamie Norris

Cast

Becky	Lili Beaudoin
Rex	Jordan Jenkins
Marshall	Chirag Naik

Production Staff

Director	Patrick McDonald
Stage Manager	Dana Paul
Set Design	Kate King
Sound Design	Ian Tamblyn
Costume Design	Sydney Cavanagh

Office Staff

Artistic Director	Patrick McDonald
General Manager	Nadine Carew
Production Manager	Rachael King
Tour Coordinator	Michele Frazer
Artistic Associate	Shawn Macdonald
Fundraising Coordinator	Jessica Choi
Marketing Coordinator	Robyn Lamb
Bookkeeper	Susan Cai

*Green Thumb Theatre is a member of the Professional Association of Canadian Theatres
and engages, under the terms of the Canadian Theatre Agreement,
professional Artists who are members of Canadian Actors' Equity Association.*

Company List	2
Table of Contents	3
Synopsis & About this Guide	4
Show Etiquette & DPA	5
Curriculum Connections	6 - 7
Worksheets & Activities	8 -18
Resources for Teachers	19-20
Thank You	21

Synopsis

Showdown is a play that explores competition, friendship and self esteem in the lives of three young grade 6 students. Rex and Becky have been friends forever despite their different interests; Rex is passionate about hockey, while Becky's attention is focused on getting straight A's and winning the upcoming spelling bee, just like her sister did years before.

Marshall arrives on the scene as the new kid in the school. He is clever and is not afraid to be his own person. Becky quickly finds herself in a showdown with Marshall for spelling bee champ AND for Rex's friendship. The kids eventually learn that there is a way for each of them to deal with the pressures that they put, or that others put, upon them and discover a way for all of them to be friends.

About this Guide

This study guide can help you prepare your students for the show both physically and mentally. There are follow up activities and worksheets that will connect the play to the lessons in your classroom, in keeping with the **BC Ministry of Education Curriculum Guidelines** in the following curricular areas:

English Language Arts – Reading and Viewing/Writing and Representing (with specific reference to fiction Reading Powers) (Pembroke, 2006)

Health and Career – Healthy Relationships

Fine Arts – Drama and Visual Arts

Social Responsibility

Daily Physical Activity

This study guide was written by Rachelle Beaulieu; mother of three, elementary school teacher, and patron of the arts. Rachelle has taught in Vancouver, Toronto, Montreal and she currently teaches in Langley, BC. She has taught all subjects in French and English and was a music/drama teacher for five years. She has been a member of the Fraser Valley Gilbert and Sullivan Society and has acted in their performances.

To create this study guide, Rachelle used many of the resources and ideas that she puts into practice in her daily teaching. Many of the activities in this guide are not original creations. Rachelle is not attempting to claim the exercises as her own invention. Where no credit is given, the original source is unknown. Particular thanks to Adrienne Gear for giving her permission to reference her work and her website, Reading Powers (Pembroke, 2006)

Preparing Students for the Play

When young people attend a live theatrical performance for the first time they often do not realize how different it is from watching a movie or television show. Live presentations can be more challenging for performers, because anything could happen and affect their performance. Mistakes cannot be edited out!

This makes for a more dynamic experience for both performers and the audience.

Pre-performance

Please remind students of the following:

Use the washroom and get a drink before the show.

Excessive movement can be distracting to the actors and to others watching the play. It is rude and disruptive to talk, eat and drink during the play.

Photos or recordings are not allowed

Younger Students

Spelling Aerobics: Review your weekly spelling words or the words on your Word Wall. When spelling a word, have them reach their hands over their head for a tall letter that reaches up (b, d, f, h, k, l, t), put hands on hips for a middle letter (a, c, e, i, m, n, o, r, s, u, v, w, x, z) and stretch towards their toes for letters that “drop down” (g, j, p, q, y)

Active Viewing

To make the most out of watching this live performance, please encourage your students to focus on more than just the story. Remind them to pay attention to the set, costumes, and music. These aspects are an important part of a live performance and will enhance later discussions about the play and the students’ experience while watching it.

Older Students

Spelling Hockey: Divide your class into 2 – 4 teams. One player from each team comes to the board. The teacher says a word and students must correctly spell it on the board to get a point for their team.

The competing students who have spelled the word correctly also receive the opportunity to get a second point for their team by successfully scoring a goal. Place a strip of tape on the floor to be the “blue-line”. Using two small cones/pylons to be the net, the students use a floor hockey stick and a wadded up ball of recycled paper as their puck. No hockey sticks readily available? Adapt to basketball and use your waste basket instead!

DPA Before the Play

Get your students up and moving before the play so that they are ready to sit and enjoy the show AND incorporate Daily Physical Activity into your day, as per the Ministry of Education Guidelines

Now that your students have seen the play, it's time to further enrich their experience.

This study guide includes some ways to connect the play to the lessons in your classroom, in keeping with the **BC Ministry of Education Curriculum Guidelines** in the following curricular areas:

English Language Arts – Reading and Viewing/Writing and Representing
Health and Career – Healthy Relationships
Fine Arts – Drama and Visual Arts
Social Responsibility
Daily Physical Activity

Here are a few suggested activities and pull-out worksheets

ALL GRADES

- Literature Links using Reading Powers (pg.7)

PRIMARY ACTIVITIES

- Friendship Pie Recipe (pg. 8)
- Wanted Poster (pg. 9)
- Friend "ship" (pg. 10 - 11)
- Word Search (pg.12)

INTERMEDIATE AND MIDDLE SCHOOL

- The Key to Being a Good Friend (pg.13 - 14)
- Hockey Boggle (pg. 15)
- Crossword Puzzle (pg. 16)
- Writing Ideas (pg. 17 - 18)



Daryl King. Photo by David Cooper

Literature Links K - 8

The themes in the play, *Showdown*, revolve around friendship and self-esteem. One main character, Rex, is an avid hockey player. His best friend, Becky, wants to win the upcoming spelling bee. And Marshall, the new kid, turns it all upside down!!! Here is a list of picture books that touch on these themes for you to read to your class before or after the performance. The picture books are grouped by possible Reading Powers

(Pembroke, 2006) à la Adrienne Gear.

Connect

Courage - Waber, Bernard (I)

Alexander and the Terrible, Horrible, No Good,

Very Bad Day - Viorst, Judith (P)

The Spelling Bee Before Recess - Rose, Deborah Lee

(P and I)

The Worst Best Friend - O'Neill, Alexis (P)

Where's My Hockey Sweater - Tibo, Gilles (P/I)

Question

Across the Alley - Michelson, Richard (I)

Enemy Pie - Munson, Derek (P/I)

The Invisible Boy - Barton, Patrice (P/I)

Visualize

The Boy Who Paints - Watt, K. Jane (P/I)

The Hockey Sweater - Carrier, Roch (I)

Infer

A Splendid Friend Indeed - Bloom, Suzanne (P)

Owen and Mzee - Hatkoff, Isabella (P/I)

George and Martha - Marshall, James (I)

Transform your Thinking

Help - Keller, Holly (P)

Ish - Reynolds, Peter (P and I)

First Day Jitters - Danneberg, Julie (P and I)

Four Feet Two Sandals - William, Karen Lynn (I)

How Full is Your Bucket? (for kids) - Rath, Tom (P and I)

For more Reading Powers (Pembroke, 2006) ideas, visit Adrienne Gear's website

www.readingpowergear.com

FRIENDSHIP PIE: This activity is perfect to use with the book, *Enemy Pie* by *Derek Munson*. Have your students work in pairs to brainstorm the ingredients needed for Friendship Pie and then write the instructions on how to be a good friend.

Friendship Pie Recipe

a dash of

a cup of

a pinch of


a spoonful of

Instructions:



WANTED POSTER: Have your students design a wanted poster searching for just the right friend!

WANTED




A TRUE FRIEND


This Person Will Be:

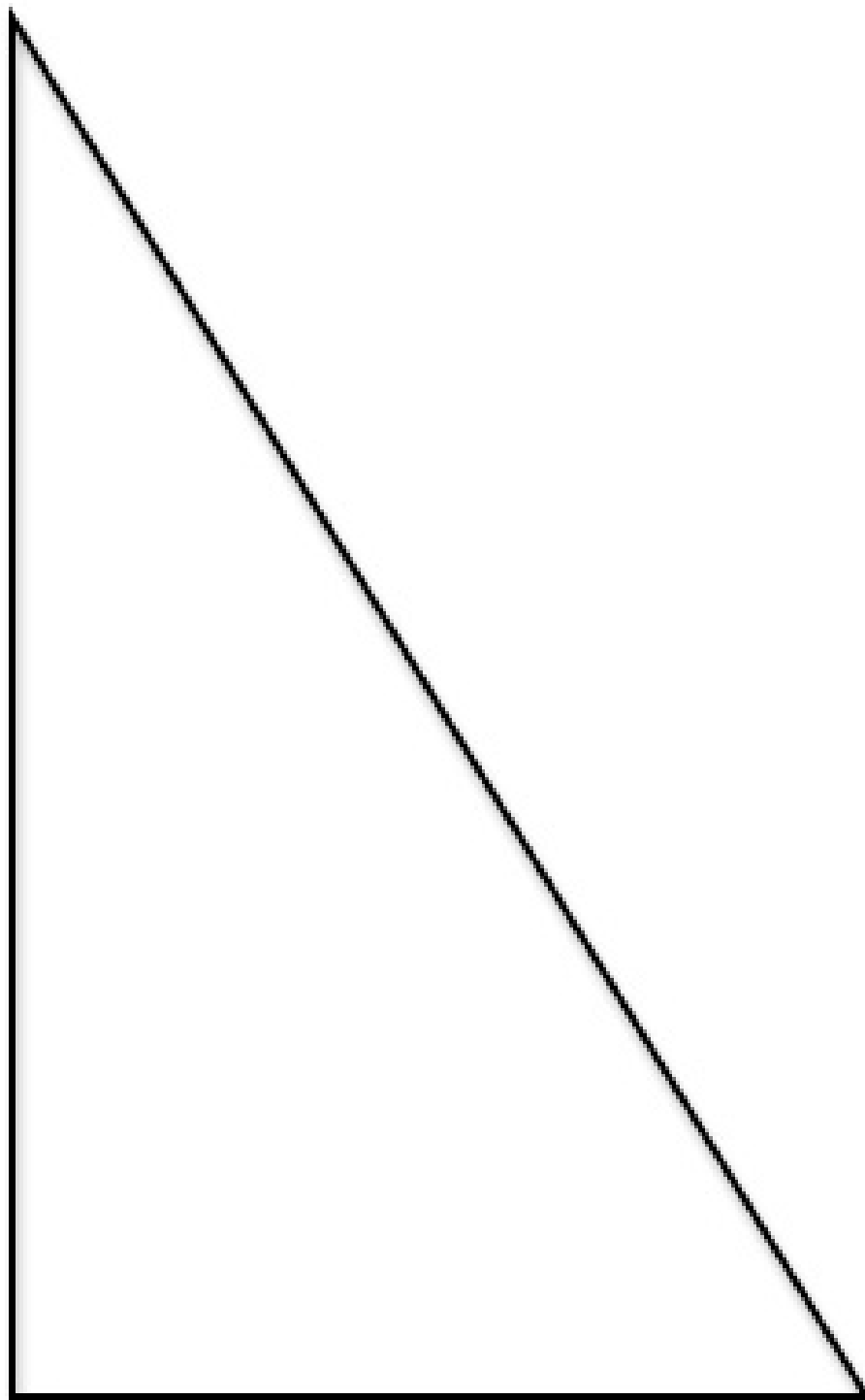

REWARD

A FRIEND IN RETURN



Friend "ships": Have your students cut out the pieces on pages 10 and 11. In the boat, have them write their name and on the sails, have them write the qualities that make them a good friend. Assemble the pieces with a brightly coloured straw or piece of construction paper as the mast to create each child's friend "ship". Allow each student to colour their friend "ship" to suit their personality. Makes a nice bulletin board display!





WORD SEARCH: Try to find as many of the hidden words from *Showdown* as you can. Remember that the words can be hidden across, down, diagonal and even backwards!

Y	E	C	B	E	S	T	N	N	Y
K	A	C	E	E	P	H	O	L	O
C	A	A	T	O	E	E	L	L	A
E	N	A	Y	T	L	A	N	A	O
B	K	D	E	S	L	T	L	H	O
S	S	D	N	E	I	R	F	S	H
B	M	U	H	T	N	E	E	R	G
R	E	L	S	N	G	P	L	A	Y
Y	E	K	C	O	H	M	K	M	U
T	E	X	S	C	H	O	O	L	E

REX
MARSHALL
BECKY
GREEN THUMB


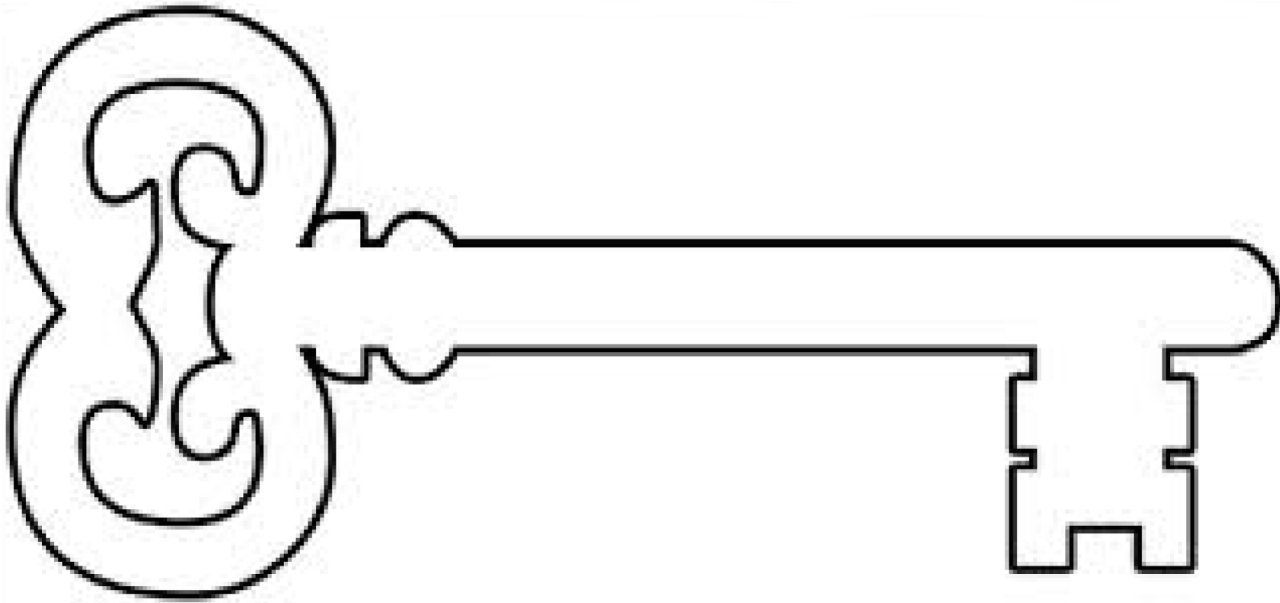
HOCKEY
SPELLING
THEATRE

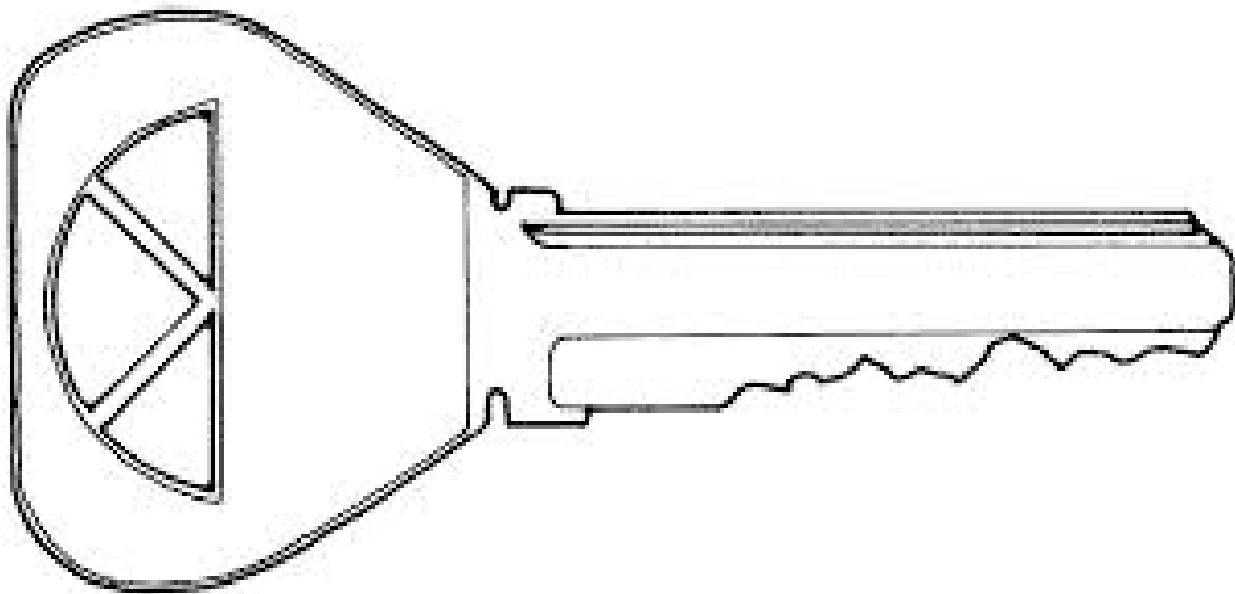

BEST
SKATES
CONTEST

FRIENDS
SCHOOL
PLAY

The Key to Being a Good Friend

Brainstorm all of the qualities that it takes to be a good friend. Then have your students choose their favourites and copy and/or illustrate them on one of the key templates on pages 13 and 14. Makes a nice bulletin board display!!






A	S	T	I	G
T	K	C	A	O
R	E	I	L	P
A	N	K	C	S
A	I	R	U	P

HOCKEY BOGGLE:

Students can play individually, in pairs or in small teams. Set a timer for a pre-determined amount of time (5 – 7 minutes). Players or teams search for words that can be constructed using letters from adjacent cubes. When time is up, points are awarded for correctly spelled words, according to how many letters are in the word. For any word relating to hockey, players or teams can score bonus points of a value that you determine.

_____	_____	_____
_____	_____	_____
_____	_____	_____
_____	_____	_____
_____	_____	_____
_____	_____	_____
_____	_____	_____
_____	_____	_____
_____	_____	_____
_____	_____	_____

Crossword Puzzle: If you watched *Showdown* carefully, you should be able to complete the following crossword puzzle easily. Good Luck!!



Across:

- 2) Marshall's sport
- 5) The device Rex's father uses to get in touch with him
- 7) The city that Marshall moved from
- 8) A place where children go to learn
- 9) Someone who works on stage or in films and television shows
- 10) A hockey move used to trick the goalie
- 11) How most students prepare for a test
- 12) The name of the young girl in the play
- 13) A winged insect or a spelling contest

Down:

- 1) The name of Marshall and Rex's science fair project
- 3) The theatre company who produced and performed this play
- 4) The word that Becky misspelled
- 6) Rex's favourite sport

Writing Ideas

After watching the performance of *Showdown* try a few of the writing ideas below.

Musical Journals

Use one of the following links on YouTube to have your class listen to a contemporary song about friendship and then respond to its meaning or explain connections that they had when listening to/viewing it.

Best Friends Forever - KSM

<https://www.youtube.com/watch?v=YR3VFD3Qtul>

Count on Me - Bruno Mars

<https://www.youtube.com/watch?v=SbAUzcuvVYc>

Gift of a Friend - Demi Lovato

<https://www.youtube.com/watch?v=-B6vdCf6cr4>

True Friends - Miley Cyrus

<https://www.youtube.com/watch?v=4XwSKSQKoo8>

Theatre Review

Have your students write a theatre review about this performance of *Showdown*. Consider sending it in to us at Green Thumb. We love to get your students' feedback.

A Theatre Review usually includes the following:

- A brief summary of the story
- A comment on the quality of the play itself
- A description of the costumes and set and a comment on whether these were interesting and appropriate
- A comment on the actors' portrayal of the characters and on the director's skill at pulling the whole show together.

There are many examples of reviews in newspapers and online that you can use to introduce the concept and

Friendship Doodles

Use this BLM to have your students represent what friendship and love means to them in words and pictures.

LOVE

friendSHIP
and what it means
to me...

LOVE
IS
what is love?

A friend is
someone who...

1

2

3

Name: _____

Resources for Teachers

The following websites and apps have spelling games that your students can play for fun.

Websites



The Spelling Bee Game (Upper Intermediate/Middle School)

The 25th Annual Putnam County Spelling Bee is a musical comedy. The link to the game, below, allows students to choose a character from the play itself. They are then told to spell a word with options to hear the word again, hear the definition, or hear the word used in a sentence.

www.spellingbeethegame.com



The Bee Movie's Spelling Bee (Late Primary/Early Intermediate)

This site from *The Bee Movie* has a spelling game that allows students to help Barry complete each phrase in a "hangman" style of play.

www.dan-dare.org/freerun/Games/CartoonsMoviesTV/BeeMovie.htm



Are you the Best Speller? (all grades)

This fun game allows you to choose a character and an appropriate grade from 1st to 8th. There are options to have a word repeated, hear it used in a sentence, hear its definition and hear a synonym

www.bigiqkids.com/SpellingGame/SpellingGameDemo.html

Apps

**A Spelling Treasure** (K, Grade 1 & 2)

Kids learn to use the most needed words as they play. This application presents each word by displaying a picture and then pronouncing the word and presenting the letters that are needed to make the word. Kids use their hand to arrange the letters correctly to make the word.

www.itunes.apple.com/us/app/spelling-treasure-free-preschool/id419761408?mt=8

**Spell Well Lite** (K, Grade 1 & 2)

Spelling Frog Wordy is sad. His garden is very empty. Your students can help him by spelling words correctly. After spelling some words correctly, something new will grow in the garden. Keep spelling until the entire garden is filled with flowers. There are many surprises in the garden. Your students will want to keep spelling to find them all!

www.itunes.apple.com/us/app/spell-well-lite/id445337073?mt=8

**Word Abacus** (Late Primary/Intermediate/Middle School)

Test your word pool in this addictive word puzzle game! Find English words by linking adjacent letter beads left, right, up, or down. Shift the letter beads like an abacus to increase word possibilities.

itunes.apple.com/us/app/word-abacus-free/id389992194?mt=8

**Painless Spelling Challenge** (Late Primary/Intermediate/Middle School)

The Barron's Painless book series just took spelling to the next level...fun!! Test your knowledge and then test your skill. It's the ultimate spelling and arcade game challenge!

<https://itunes.apple.com/us/app/painless-spelling-challenge/id449447049?mt=8>

Thank You!

Thank you for taking the time to use and review the *Showdown* study guide as a resource to further enrich your students' experience watching the play.

We want to hear from you and your students!

Visit our website at **greenthumb.bc.ca** and tell us what you thought about the play, your experience, and future play ideas. We welcome letters as well. You can also add our link to your classroom website to explore the site as an activity.

Good luck in the school year and we hope to see you next year!

Contact Information

5522 McKinnon Street
Vancouver, BC
V5R 0B6
Tel.: 604-254-4055
E-mail: touring@greenthumb.bc.ca

www.greenthumb.bc.ca