NAFICON

PRODUCTS

Naficon was established in 1994 and is specialized in products for Passive Optic Networks (PON). Naficon is located in Nauvo, in the archipelago of Turku. Over the past three decades we have established ourselves as one of the leading operators on the field of end-products for optical fiber networks in Finland. Quality, flexibility and understanding are the three words that describe best the way we operate. Using high-class materials, the newest production equipment and continuous development of skills are the reasons for maintaining good quality year in and year out.

In July 2015 we founded subsidiary in Dubai, United Arab Emirates. The name of the company is NFOM (Naficon Fiber Optic Manufacturing) LLC. NFOM manufactures similar products as we do in Finland using the same materials and production equipment. Certain products, like trunk cables for mobile masts and other cell sites, are still made from start to finish in Nauvo. The production in NFOM started in February 2016. In April 2017 NFOM quality management system got ISO 9001 quality certification.

As said our manufacturing plant in Finland is in Nauvo. We manufacture pigtails, patch cords and multifiber cables with connectors ready-made. Used cables are for indoor and outdoor applications according to customer needs. Beside those products we manufacture pre-terminated fiber panels for different purposes.

We manufacture products with all the most common connectors: SC, LC, FC, ST and MU. All of them can be polished with UPC (no angle) and SC, LC and FC connectors are available as APC connectors. APC connectors feature fiber end face that is polished at an 8-degree angle. Other ready-made connectors, such as MTP/MPO and E2000, can be supplied via our partners.

Besides comprehensive stock of our own products, we have all the essential PON products in stock. Adapters, splice protector sleeves, attenuators, splitters, CWDM etc. We have thousands of products in stock so even bigger deliveries within a day can be made.

Flexibility, quality and understanding

- three words that describe Naficon's products and operations

NAFICON

Products

Pigtails and patch cords	4-21
Adapters	22-23
Ready assembled cables	24-31
19” Mechanics	32-41
NAF1000	42-45
YJT and ODF 3X8 / 4X6	46-49
Splitters, CWDM, GPON, Attenuators	50-53
FTTH and Enclosures	54-71
FTTA and RF-jumpers	72-79
Tools and accessories	80-85
Modular and Data Center products	86-91
Joint closures and splice cabinets	92-109
Data cabinets and racks	110-111
Specs	112-117

We manufacture both single and multimode pigtails. We have all common connectors: **SC, UPC and APC; LC, UPC and APC; FC, UPC and APC; ST UPC; MU, UPC and APC**

We got the following fibers available in **multimode**: OM1 (GK), OM3 and OM4. In OM1 products the colour of the connector is beige, in OM3 aqua and OM4 magenta. The length of the products in stock is 1.5m, but other lengths are available if needed. The pigtails are packed individually.

In **single mode**, besides the individually packed fibers, we also manufacture pigtails in 6 or 12 fiber bundles. The bundles are colour-coded. The lengths of the products in stock are 1.5m and 3.5m. 6 colour bundles are available in installation tube as well. Single fibers and bundles are individually packed. In single mode products, the colour of the connectors are according to standards, UPC blue and APC green. Insertion loss and reflection loss is measured in all the single mode products.

Pigtails

OM1 PIGTAILS

Identification code	Product
7264076	SC/- 1GKT 1,5m
7264077	FC/- 1GKT 1,5m
7264078	ST/- 1GKT 1,5m
7264079	LC/- 1GKT 1,5m

OM3 PIGTAILS

Identification code	Product
7262998	LC/- 1OM3T 1,5m
7264080	SC/- 1OM3T 1,5m

OM4 PIGTAILS

Identification code	Product
	LC/- 1OM4T 1,5m
	SC/- 1OM4T 1,5m

SM PIGTAILS UPC

Identification code	Product
7262034	SC/- 1SMT 1,5m
7262035	SC/- 1SMT 3,5m
7263184	SC/- 1SMT 1,5m 10pcs
7263185	SC/- 1SMT 3,5m 10pcs
7264072	FC/- 1SMT 1,5m
7264073	ST/- 1SMT 1,5m
7264074	LC/- 1SMT 1,5m
7264584	LC/- 1SMT 3,5m

SM PIGTAILS APC

Identification code	Product
7262254	SCA/- 1SMT 1,5m
7262255	FCA/- 1SMT 1,5m
7263138	SCA/- 1SMT 3,5m
7263186	SCA/- 1SMT 1,5m 10pcs
7263187	SCA/- 1SMT 3,5m 10pcs
7264594	LCA/- 1SMT 1,5m
7268480	FCA/- 1SMT 3,5m



Pigtails and patch cords

SM PIGTAIL BUNDLES UPC, 6- AND 12-FIBERS

Identification code	Product
7262036	SC/- 6SMT 1,5m
7262037	SC/- 6SMT 3,5m in tube
7262099	LC/- 6SMT 1,5m
7264075	SC/- 6SMT 3,5m
7264585	LC/- 6SMT 3,5m
7264586	LC/- 6SMT 3,5m in tube
7264582	SC/- 12SMT 1,5m
7264583	SC/- 12SMT 3,5m
7264587	LC/- 12SMT 1,5m
7264588	LC/- 12SMT 3,5m

SM PIGTAIL BUNDLES APC, 6- AND 12-FIBERS

Identification code	Product
7264589	SCA/- 6SMT 1,5m
7264590	SCA/- 6SMT 3,5m
7264591	SCA/- 6SMT 3,5m in tube
7264595	LCA/- 6SMT 1,5m
7264596	LCA/- 6SMT 3,5m
7264597	LCA/- 6SMT 3,5m in tube
7264592	SCA/- 12SMT 1,5m
7264593	SCA/- 12SMT 3,5m
7264598	LCA/- 12SMT 1,5m
7264599	LCA/- 12SMT 3,5m

PATCH CORDS

As with pigtails, we also manufacture patch cords with single mode and multimode fibers. All of the SM and MM products are checked with video microscope. Added to that SM products are also measured for insertion loss and reflection loss. The colour coding is obviously the same as for pigtails.

There is a serial number at both ends of the patch cord, which makes it easier to identify the right cable when there is a lot of connections.

Patch cord types are: simplex, duplex and oval duplex. In simplex there's one fiber and in duplex there's two. In oval duplex there is continuous oval outer layer on top of the duplex fiber. The diameter of the patch cords is 2mm, but patch cords are available with 3mm diameter on request. All connector combinations and lengths are available on request. Following are the most common products from different categories.

SM PATCH CORDS

SC-UPC/SC-UPC SM SIMPLEX

Identification code	Product
7264168	SC/SC FMS 1SMT 0.5m
7264169	SC/SC FMS 1SMT 1m
7264809	SC/SC FMS 1SMT 1.5m
7262000	SC/SC FMS 1SMT 2m
7262001	SC/SC FMS 1SMT 3m
7262002	SC/SC FMS 1SMT 5m
7264877	SC/SC FMS 1SMT 7m
7262003	SC/SC FMS 1SMT 7,5m
7262004	SC/SC FMS 1SMT 10m
7264878	SC/SC FMS 1SMT 15m
7264879	SC/SC FMS 1SMT 20m

SC-UPC/SC-UPC SM DUPLEX

Identification code	Product
7264173	SC/SC FMS 2SMT 0.5m
7264100	SC/SC FMS 2SMT 1m
7264812	SC/SC FMS 2SMT 1.5m
7262010	SC/SC FMS 2SMT 2m
7262011	SC/SC FMS 2SMT 3m
7262012	SC/SC FMS 2SMT 5m
7264101	SC/SC FMS 2SMT 6m
7262013	SC/SC FMS 2SMT 7,5m
7264102	SC/SC FMS 2SMT 8m
7262014	SC/SC FMS 2SMT 10m
7264110	SC/SC FMS 2SMT 15m

SC-UPC/SC-UPC SM OVALDUPLEX

Identification code	Product
7262020	SC/SC FMMS 2SMT 2m
7262021	SC/SC FMMS 2SMT 3m
7262022	SC/SC FMMS 2SMT 5m
7262995	SC/SC FMMS 2SMT 7m
7262023	SC/SC FMMS 2SMT 7.5m
7262024	SC/SC FMMS 2SMT 10m
7262025	SC/SC FMMS 2SMT 15m
7262026	SC/SC FMMS 2SMT 20m
7268466	SC/SC FMMS 2SMT 25m
7262645	SC/SC FMMS 2SMT 30m

SC-UPC/SC-UPC SM SIMPLEX (white)

Identification code	Product
7268335	SC/SC FMS 1SMT 1m W

LC-UPC/LC-UPC SM SIMPLEX

Identification code	Product
7264170	LC/LC FMS 1SMT 0.5m
7264171	LC/LC FMS 1SMT 1m
7264811	LC/LC FMS 1SMT 1.5m
7262375	LC/LC FMS 1SMT 2m
7262376	LC/LC FMS 1SMT 3m
7262377	LC/LC FMS 1SMT 5m
7264880	LC/LC FMS 1SMT 7m
7262378	LC/LC FMS 1SMT 7,5m
7262379	LC/LC FMS 1SMT 10m
7264881	LC/LC FMS 1SMT 15m
7269208	LC/LC FMS 1SMT 20m

LC-UPC/LC-UPC SM DUPLEX

Identification code	Product
7264106	LC/LC FMS 2SMT 0.5m
7264174	LC/LC FMS 2SMT 1m
7264814	LC/LC FMS 2SMT 1.5m
7262380	LC/LC FMS 2SMT 2m
7262381	LC/LC FMS 2SMT 3m
7264886	LC/LC FMS 2SMT 4m
7262382	LC/LC FMS 2SMT 5m
7264107	LC/LC FMS 2SMT 6m
7262383	LC/LC FMS 2SMT 7,5m
7264108	LC/LC FMS 2SMT 8m
7262384	LC/LC FMS 2SMT 10m
7264112	LC/LC FMS 2SMT 15m

LC-UPC/LC-UPC SM OVALDUPLEX

Identification code	Product
7262385	LC/LC FMMS 2SMT 2m
7262386	LC/LC FMMS 2SMT 3m
7262387	LC/LC FMMS 2SMT 5m
7264867	LC/LC FMMS 2SMT 7m
7262388	LC/LC FMMS 2SMT 7.5m
7262389	LC/LC FMMS 2SMT 10m
7262390	LC/LC FMMS 2SMT 15m
7262391	LC/LC FMMS 2SMT 20m
7263198	LC/LC FMMS 2SMT 25m
7263199	LC/LC FMMS 2SMT 30m

SC-UPC/LC-UPC SM SIMPLEX

Identification code	Product
7264166	SC/LC FMS 1SMT 0.5m
7264167	SC/LC FMS 1SMT 1m
7264810	SC/LC FMS 1SMT 1.5m
7262005	SC/LC FMS 1SMT 2m
7262006	SC/LC FMS 1SMT 3m
7262007	SC/LC FMS 1SMT 5m
7262008	SC/LC FMS 1SMT 7,5m
7262009	SC/LC FMS 1SMT 10m
7264873	SC/LC FMS 1SMT 15m
7264885	SC/LC FMS 1SMT 20m
7264876	SC/LC FMS 1SMT 25m

SC-UPC/LC-UPC SM DUPLEX

Identification code	Product
7264172	SC/LC FMS 2SMT 0.5m
7264103	SC/LC FMS 2SMT 1m
7264813	SC/LC FMS 2SMT 1.5m
7262015	SC/LC FMS 2SMT 2m
7262016	SC/LC FMS 2SMT 3m
7262017	SC/LC FMS 2SMT 5m
7264104	SC/LC FMS 2SMT 6m
7262018	SC/LC FMS 2SMT 7,5m
7264105	SC/LC FMS 2SMT 8m
7262019	SC/LC FMS 2SMT 10m
7264111	SC/LC FMS 2SMT 15m

SC-UPC/LC-UPC SM OVALDUPLEX

Identification code	Product
7262027	SC/LC FMMS 2SMT 2m
7262028	SC/LC FMMS 2SMT 3m
7262029	SC/LC FMMS 2SMT 5m
7262996	SC/LC FMMS 2SMT 6m
7262030	SC/LC FMMS 2SMT 7.5m
7262031	SC/LC FMMS 2SMT 10m
7262032	SC/LC FMMS 2SMT 15m
7262033	SC/LC FMMS 2SMT 20m
7263196	SC/LC FMMS 2SMT 25m
7263197	SC/LC FMMS 2SMT 30m

Pigtails and patch cords

SC-APC/SC-APC SM SIMPLEX

Identification code	Product
7269289	SCA/SCA FMS 1SMT 0.5m
7264847	SCA/SCA FMS 1SMT 1m
7262256	SCA/SCA FMS 1SMT 2m
7262257	SCA/SCA FMS 1SMT 3m
7262258	SCA/SCA FMS 1SMT 5m
7264848	SCA/SCA FMS 1SMT 7,5m
7262999	SCA/SCA FMS 1SMT 10m
7262259	SCA/SCA FMS 1SMT 15m

SC-APC/SC-APC SM DUPLEX

Identification code	Product
7263342	SCA/SCA FMS 2SMT 1m
7268424	SCA/SCA FMS 2SMT 2m
7268425	SCA/SCA FMS 2SMT 3m
7268426	SCA/SCA FMS 2SMT 5m
7268427	SCA/SCA FMS 2SMT 7,5m
7263145	SCA/SCA FMS 2SMT 10m
7263146	SCA/SCA FMS 2SMT 15m

SC-APC/SC-APC SM OVALDUPLEX

Identification code	Product
7263357	SCA/SCA FMMS 2SMT 2m
7263358	SCA/SCA FMMS 2SMT 3m
7263359	SCA/SCA FMMS 2SMT 5m
7263360	SCA/SCA FMMS 2SMT 7,5m
7263361	SCA/SCA FMMS 2SMT 10m
7263362	SCA/SCA FMMS 2SMT 15m
7263363	SCA/SCA FMMS 2SMT 20m

SC-APC/SC-APC SM SIMPLEX (white)

Identification code	Product
7263314	SCA/SCA FMS 1SMT 0,5m W
7268334	SCA/SCA FMS 1SMT 1m W
7268340	SCA/SCA FMS 1SMT 2m W
7263315	SCA/SCA FMS 1SMT 3m W

SC-UPC/SC-APC SM SIMPLEX

Identification code	Product
7264883	SC/SCA FMS 1SMT 0.5m
7264842	SC/SCA FMS 1SMT 1m
7262268	SC/SCA FMS 1SMT 2m
7262269	SC/SCA FMS 1SMT 3m
7262270	SC/SCA FMS 1SMT 5m
7264864	SC/SCA FMS 1SMT 7m
7264843	SC/SCA FMS 1SMT 7,5m
7264870	SC/SCA FMS 1SMT 8m
7264844	SC/SCA FMS 1SMT 10m
7262271	SC/SCA FMS 1SMT 15m

SC-UPC/SC-APC SM DUPLEX

Identification code	Product
7263343	SC/SCA FMS 2SMT 0.5m
7268472	SC/SCA FMS 2SMT 1m
7268473	SC/SCA FMS 2SMT 2m
7268469	SC/SCA FMS 2SMT 3m
7268470	SC/SCA FMS 2SMT 5m
7268471	SC/SCA FMS 2SMT 7m
7263344	SC/SCA FMS 2SMT 7.5m
7263345	SC/SCA FMS 2SMT 10m
7263149	SC/SCA FMS 2SMT 15m

SC-UPC/SC-APC SM OVALDUPLEX

Identification code	Product
7263364	SC/SCA FMMS 2SMT 2m
7263365	SC/SCA FMMS 2SMT 3m
7263366	SC/SCA FMMS 2SMT 5m
7263367	SC/SCA FMMS 2SMT 7.5m
7268467	SC/SCA FMMS 2SMT 10m
7268468	SC/SCA FMMS 2SMT 15m
7263368	SC/SCA FMMS 2SMT 20m

SC-UPC/SC-APC SM SIMPLEX (white)

Identification code	Product
7269209	SC/SCA FMS 1SMT 0.5m W
7269207	SC/SCA FMS 1SMT 1m W
7269210	SC/SCA FMS 1SMT 1.5m W
7269211	SC/SCA FMS 1SMT 2m W

Pigtails and patch cords

LC-UPC/SC-APC SM SIMPLEX

Identification code	Product
7264849	LC/SCA FMS 1SMT 1m
7262276	LC/SCA FMS 1SMT 2m
7262277	LC/SCA FMS 1SMT 3m
7269202	LC/SCA FMS 1SMT 4m
7262278	LC/SCA FMS 1SMT 5m
7269203	LC/SCA FMS 1SMT 6m
7264850	LC/SCA FMS 1SMT 7.5m
7264851	LC/SCA FMS 1SMT 10m
7262279	LC/SCA FMS 1SMT 15m

LC-UPC/SC-APC SM DUPLEX

Identification code	Product
7263346	SCA/LC FMS 2SMT 1m
7268428	SCA/LC FMS 2SMT 2m
7268429	SCA/LC FMS 2SMT 3m
7268430	SCA/LC FMS 2SMT 5m
7263347	SCA/LC FMS 2SMT 7.5m
7263148	SCA/LC FMS 2SMT 10m
7263147	SCA/LC FMS 2SMT 15m

LC-UPC/SC-APC SM OVALDUPLEX

Identification code	Product
7263369	SCA/LC FMMS 2SMT 2m
7263370	SCA/LC FMMS 2SMT 3m
7263371	SCA/LC FMMS 2SMT 5m
7268431	SCA/LC FMMS 2SMT 7.5m
7268432	SCA/LC FMMS 2SMT 10m
7268433	SCA/LC FMMS 2SMT 15m
7263372	SCA/LC FMMS 2SMT 20m

Pigtails and patch cords

SC-APC/LC-APC SM SIMPLEX

Identification code	Product
7264852	SCA/LCA FMS 1SMT 1m
7264627	SCA/LCA FMS 1SMT 2m
7264628	SCA/LCA FMS 1SMT 3m
7264629	SCA/LCA FMS 1SMT 5m
7264865	SCA/LCA FMS 1SMT 6m
7264853	SCA/LCA FMS 1SMT 7,5m
7264630	SCA/LCA FMS 1SMT 10m
7263192	SCA/LCA FMS 1SMT 15m
7263193	SCA/LCA FMS 1SMT 20m
7263194	SCA/LCA FMS 1SMT 30m

SC-APC/LC-APC SM DUPLEX

Identification code	Product
726355	SCA/LCA FMS 2SMT 1m
7263162	SCA/LCA FMS 2SMT 2m
7263163	SCA/LCA FMS 2SMT 3m
7263164	SCA/LCA FMS 2SMT 5m
7263356	SCA/LCA FMS 2SMT 7,5m
7263165	SCA/LCA FMS 2SMT 10m

SC-APC/LC-APC SM OVALDUPLEX

Identification code	Product
7263394	SCA/LCA FMMS 2SMT 2m
7263395	SCA/LCA FMMS 2SMT 3m
7263396	SCA/LCA FMMS 2SMT 5m
7263397	SCA/LCA FMMS 2SMT 7,5m
7263398	SCA/LCA FMMS 2SMT 10m
7263399	SCA/LCA FMMS 2SMT 15m
7263300	SCA/LCA FMMS 2SMT 20m

SC-APC/LC-APC SM SIMPLEX (white)

Identification code	Product
7269275	SCA/LCA FMS 1SMT 1m W

Pigtails and patch cords

LC-APC/LC-APC SM SIMPLEX

Identification code	Product
7264863	LCA/LCA FMS 1SMT 0.5m
7264856	LCA/LCA FMS 1SMT 1m
7263337	LCA/LCA FMS 1SMT 1.5m
7264615	LCA/LCA FMS 1SMT 2m
7263338	LCA/LCA FMS 1SMT 2.5m
7264616	LCA/LCA FMS 1SMT 3m
7264617	LCA/LCA FMS 1SMT 5m
7264857	LCA/LCA FMS 1SMT 7,5m
7264618	LCA/LCA FMS 1SMT 10m

LC-APC/LC-APC SM DUPLEX

Identification code	Product
7263348	LCA/LCA FMS 2SMT 0.5m
7263349	LCA/LCA FMS 2SMT 1m
7263150	LCA/LCA FMS 2SMT 2m
7263151	LCA/LCA FMS 2SMT 3m
7263152	LCA/LCA FMS 2SMT 5m
7263350	LCA/LCA FMS 2SMT 7.5m
7263153	LCA/LCA FMS 2SMT 10m

LC-APC/LC-APC SM OVALDUPLEX

Identification code	Product
7263373	LCA/LCA FMMS 2SMT 2m
7263374	LCA/LCA FMMS 2SMT 3m
7263375	LCA/LCA FMMS 2SMT 5m
7263376	LCA/LCA FMMS 2SMT 7.5m
7263377	LCA/LCA FMMS 2SMT 10m
7263378	LCA/LCA FMMS 2SMT 15m
7263379	LCA/LCA FMMS 2SMT 20m

Pigtails and patch cords

LC-UPC/LC-APC SM SIMPLEX

Identification code	Product
7264854	LC/LCA FMS 1SMT 1m
7263335	LC/LCA FMS 1SMT 1.5m
7264619	LC/LCA FMS 1SMT 2m
7263336	LC/LCA FMS 1SMT 2.5m
7264620	LC/LCA FMS 1SMT 3m
7268486	LC/LCA FMS 1SMT 4m
7264621	LC/LCA FMS 1SMT 5m
7268487	LC/LCA FMS 1SMT 6m
7264855	LC/LCA FMS 1SMT 7,5m
7264622	LC/LCA FMS 1SMT 10m

LC-UPC/LC-APC SM DUPLEX

Identification code	Product
7263351	LC/LCA FMS 2SMT 1m
7263154	LC/LCA FMS 2SMT 2m
7263155	LC/LCA FMS 2SMT 3m
7263156	LC/LCA FMS 2SMT 5m
7263352	LC/LCA FMS 2SMT 7.5m
7263157	LC/LCA FMS 2SMT 10m

LC-UPC/LC-APC SM OVALDUPLEX

Identification code	Product
7263380	LC/LCA FMMS 2SMT 2m
7263381	LC/LCA FMMS 2SMT 3m
7263382	LC/LCA FMMS 2SMT 5m
7263383	LC/LCA FMMS 2SMT 7.5m
7263384	LC/LCA FMMS 2SMT 10m
7263385	LC/LCA FMMS 2SMT 15m
7263386	LC/LCA FMMS 2SMT 20m

LC-UPC/LC-APC SM SIMPLEX (white)

Identification code	Product
7263228	LC/LCA FMS 1SMT 1m W
7263229	LC/LCA FMS 1SMT 2m W
7263230	LC/LCA FMS 1SMT 3m W
7263231	LC/LCA FMS 1SMT 5m W

Pigtails and patch cords

SC-UPC/LC-APC SM SIMPLEX

Identification code	Product
7264845	SC/LCA FMS 1SMT 1m
7264623	SC/LCA FMS 1SMT 2m
7264624	SC/LCA FMS 1SMT 3m
7264625	SC/LCA FMS 1SMT 5m
7264846	SC/LCA FMS 1SMT 7,5m
7264626	SC/LCA FMS 1SMT 10m

SC-UPC/LC-APC SM DUPLEX

Identification code	Product
7263353	SC/LCA FMS 2SMT 1m
7263158	SC/LCA FMS 2SMT 2m
7263159	SC/LCA FMS 2SMT 3m
7263160	SC/LCA FMS 2SMT 5m
7263354	SC/LCA FMS 2SMT 7,5m
7263161	SC/LCA FMS 2SMT 10m

SC-UPC/LC-APC SM OVALDUPLEX

Identification code	Product
7263387	SC/LCA FMMS 2SMT 2m
7263388	SC/LCA FMMS 2SMT 3m
7263389	SC/LCA FMMS 2SMT 5m
7263390	SC/LCA FMMS 2SMT 7,5m
7263391	SC/LCA FMMS 2SMT 10m
7263392	SC/LCA FMMS 2SMT 15m
7263393	SC/LCA FMMS 2SMT 20m

LC/LC Double patch cord, UniBoot

Demand for increased fibre density requires new High Density optical patch cords. Naficon's new patch cords in UniBoot design, contains 2 fibres in 1 cable and therefore the amount of cables is cut in half when routing. The construction makes it possible to reverse the polarity from A-B to A-A without the use of tools.

- UniBoot (2 fibres in 1 cable)
- Reversible polarity
- Integrated and removable push-pull tab for easy installation
- LC optical interface
- Single mode OS-2, multimode OM-3 and OM-4
- Connector to be removed either of 3 ways
    1. Push Top
    2. Pull Sides
    3. Pull using optional Push/Pull tool

LC-UPC/LC-UPC uniboot SM

LC-UPC/LC-UPC uniboot OM4

LC-APC/LC-APC uniboot SM

Identification code	Product	Identification code	Product	Identification code	Product
7267555	LC/LC uniboot SM 0.5m	7267556	LC/LC uniboot OM4 0.5m		LCA/LCA uniboot SM 0.5m
7267545	LC/LC uniboot SM 1m	7267557	LC/LC uniboot OM4 1m		LCA/LCA uniboot SM 1m
7267546	LC/LC uniboot SM 1.5m	7267558	LC/LC uniboot OM4 1.5m		LCA/LCA uniboot SM 1.5m
7267547	LC/LC uniboot SM 2m	7267559	LC/LC uniboot OM4 2m		LCA/LCA uniboot SM 2m
7267548	LC/LC uniboot SM 2.5m	7267560	LC/LC uniboot OM4 2.5m		LCA/LCA uniboot SM 2.5m
7267549	LC/LC uniboot SM 3m	7267561	LC/LC uniboot OM4 3m		LCA/LCA uniboot SM 3m
7267550	LC/LC uniboot SM 3.5m	7267562	LC/LC uniboot OM4 3.5m		LCA/LCA uniboot SM 3.5m
7267551	LC/LC uniboot SM 4m	7267563	LC/LC uniboot OM4 4m		LCA/LCA uniboot SM 4m
7267552	LC/LC uniboot SM 5m	7267564	LC/LC uniboot OM4 5m		LCA/LCA uniboot SM 5m
7267553	LC/LC uniboot SM 7m	7267565	LC/LC uniboot OM4 7m		LCA/LCA uniboot SM 7m
7267554	LC/LC uniboot SM 10m	7267566	LC/LC uniboot OM4 10m		LCA/LCA uniboot SM 10m

SC/SC Double patch cord, UniBoot

A dedicated UniBoot connector is also available for SC connectors. Otherwise they have the same features as LC versions, but the polarity reversal is done by traditional place switching.

Pigtails and patch cords

FC-APC/FC-APC SM SIMPLEX

Identification code	Product
7262260	FCA/FCA FMS 1SMT 2m
7262261	FCA/FCA FMS 1SMT 3m
7262262	FCA/FCA FMS 1SMT 5m
7262263	FCA/FCA FMS 1SMT 15m

SC-APC/FC-APC SM SIMPLEX

Identification code	Product
7262264	SCA/FCA FMS 1SMT 2m
7262265	SCA/FCA FMS 1SMT 3m
7262266	SCA/FCA FMS 1SMT 5m
7262267	SCA/FCA FMS 1SMT 15m

SC-UPC/FC-APC SM SIMPLEX

Identification code	Product
7262280	SC/FCA FMS 1SMT 2m
7262281	SC/FCA FMS 1SMT 3m
7262282	SC/FCA FMS 1SMT 5m
7262283	SC/FCA FMS 1SMT 15m

FC-UPC/SC-APC SM SIMPLEX

Identification code	Product
7262272	FC/SCA FMS 1SMT 2m
7262273	FC/SCA FMS 1SMT 3m
7262274	FC/SCA FMS 1SMT 5m
7262275	FC/SCA FMS 1SMT 15m

FC-UPC/FC-APC SM SIMPLEX

Identification code	Product
7262284	FC/FCA FMS 1SMT 2m
7262285	FC/FCA FMS 1SMT 3m
7262286	FC/FCA FMS 1SMT 5m
7262287	FC/FCA FMS 1SMT 15m

LC-UPC/FC-APC SM SIMPLEX

Identification code	Product
7262288	LC/FCA FMS 1SMT 2m
7262289	LC/FCA FMS 1SMT 3m
7262290	LC/FCA FMS 1SMT 5m
7262291	LC/FCA FMS 1SMT 15m

Other connector combinations

Identification code	Product
7262414	**SC/FC FMS 1SMT 2m**
7262415	SC/FC FMS 1SMT 3m
7262416	SC/FC FMS 1SMT 5m
7262417	SC/FC FMS 1SMT 10m
7262418	SC/FC FMS 1SMT 15m
7262400	**SC/MU FMS 1SMT 2m**
7262401	SC/MU FMS 1SMT 3m
7262402	SC/MU FMS 1SMT 5m

Identification code	Product
7262403	SC/MU FMS 1SMT 10m
7262404	SC/MU FMS 1SMT 15m
7262442	**FC/FC FMS 1SMT 2m**
7262443	FC/FC FMS 1SMT 3m
7262444	FC/FC FMS 1SMT 5m
7262445	FC/FC FMS 1SMT 10m
7262446	FC/FC FMS 1SMT 15m
7262456	**FC/LC FMS 1SMT 2m**
7262457	FC/LC FMS 1SMT 3m

Identification code	Product
7262458	FC/LC FMS 1SMT 5m
7262459	FC/LC FMS 1SMT 10m
7262460	FC/LC FMS 1SMT 15m
7262470	**FC/MU FMS 1SMT 2m**
7262471	FC/MU FMS 1SMT 3m
7262472	FC/MU FMS 1SMT 5m
7262473	FC/MU FMS 1SMT 10m
7262474	FC/MU FMS 1SMT 15m
7262428	**LC/MU FMS 1SMT 2m**

Identification code	Product
7262429	LC/MU FMS 1SMT 3m
7262430	LC/MU FMS 1SMT 5m
7262431	LC/MU FMS 1SMT 10m
7262432	LC/MU FMS 1SMT 15m
7262484	**MU/MU FMS 1SMT 2m**
7262485	MU/MU FMS 1SMT 3m
7262486	MU/MU FMS 1SMT 5m
7262487	MU/MU FMS 1SMT 10m
7262488	MU/MU FMS 1SMT 15m

OM1 PATCH CORDS

SC-UPC/SC-UPC OM1 SIMPLEX

Identification code	Product
7262647	SC/SC FMS 1GKT 2m
7262648	SC/SC FMS 1GKT 3m
7262649	SC/SC FMS 1GKT 5m
7262650	SC/SC FMS 1GKT 10m
7262651	SC/SC FMS 1GKT 15m

LC-UPC/LC-UPC OM1 SIMPLEX

Identification code	Product
7262657	LC/LC FMS 1GKT 2m
7262658	LC/LC FMS 1GKT 3m
7262659	LC/LC FMS 1GKT 5m
7262660	LC/LC FMS 1GKT 10m
7262661	LC/LC FMS 1GKT 15m

SC-UPC/LC-UPC OM1 SIMPLEX

Identification code	Product
7262652	SC/LC FMS 1GKT 2m
7262653	SC/LC FMS 1GKT 3m
7262654	SC/LC FMS 1GKT 5m
7262655	SC/LC FMS 1GKT 10m
7262656	SC/LC FMS 1GKT 15m

SC-UPC/SC-UPC OM1 DUPLEX

Identification code	Product
7262300	SC/SC FMS 2GKT 2m
7262301	SC/SC FMS 2GKT 3m
7262302	SC/SC FMS 2GKT 5m
7262303	SC/SC FMS 2GKT 7.5m
7262304	SC/SC FMS 2GKT 10m

LC-UPC/LC-UPC OM1 DUPLEX

Identification code	Product
7262310	LC/LC FMS 2GKT 2m
7262311	LC/LC FMS 2GKT 3m
7262312	LC/LC FMS 2GKT 5m
7262313	LC/LC FMS 2GKT 7.5m
7262314	LC/LC FMS 2GKT 10m

SC-UPC/LC-UPC OM1 DUPLEX

Identification code	Product
7262305	SC/LC FMS 2GKT 2m
7262306	SC/LC FMS 2GKT 3m
7262307	SC/LC FMS 2GKT 5m
7262308	SC/LC FMS 2GKT 7.5m
7262309	SC/LC FMS 2GKT 10m

SC-UPC/SC-UPC OM1 OVALDUPLEX

Identification code	Product
7262315	SC/SC FMMS 2GKT 2m
7262316	SC/SC FMMS 2GKT 3m
7262317	SC/SC FMMS 2GKT 5m
7262318	SC/SC FMMS 2GKT 7.5m
7262319	SC/SC FMMS 2GKT 10m
7262320	SC/SC FMMS 2GKT 15m
7262321	SC/SC FMMS 2GKT 20m

LC-UPC/LC-UPC OM1 OVALDUPLEX

Identification code	Product
7262329	LC/LC FMMS 2GKT 2m
7262330	LC/LC FMMS 2GKT 3m
7262331	LC/LC FMMS 2GKT 5m
7262332	LC/LC FMMS 2GKT 7.5m
7262333	LC/LC FMMS 2GKT 10m
7262334	LC/LC FMMS 2GKT 15m
7262335	LC/LC FMMS 2GKT 20m

SC-UPC/LC-UPC OM1 OVALDUPLEX

Identification code	Product
7262322	SC/LC FMMS 2GKT 2m
7262323	SC/LC FMMS 2GKT 3m
7262324	SC/LC FMMS 2GKT 5m
7262325	SC/LC FMMS 2GKT 7.5m
7262326	SC/LC FMMS 2GKT 10m
7262327	SC/LC FMMS 2GKT 15m
7262328	SC/LC FMMS 2GKT 20m

OM3 PATCH CORDS

Pigtails and patch cords

SC-UPC/SC-UPC OM3 SIMPLEX

Identification code	Product
7268436	SC/SC FMS 1OM3T 2m
7268437	SC/SC FMS 1OM3T 5m
7268438	SC/SC FMS 1OM3T 10m

LC-UPC/LC-UPC OM3 SIMPLEX

Identification code	Product
7268443	LC/LC FMS 1OM3T 2m
7268444	LC/LC FMS 1OM3T 3m
7268445	LC/LC FMS 1OM3T 5m
7268446	LC/LC FMS 1OM3T 10m

SC-UPC/LC-UPC OM3 SIMPLEX

Identification code	Product
7268439	SC/LC FMS 1OM3T 2m
7268440	SC/LC FMS 1OM3T 3m
7268441	SC/LC FMS 1OM3T 5m
7268442	SC/LC FMS 1OM3T 10m

SC-UPC/SC-UPC OM3 DUPLEX

Identification code	Product
7262336	SC/SC FMS 2OM3T 2m
7262337	SC/SC FMS 2OM3T 3m
7262338	SC/SC FMS 2OM3T 5m
7262339	SC/SC FMS 2OM3T 7.5m
7262340	SC/SC FMS 2OM3T 10m

LC-UPC/LC-UPC OM3 DUPLEX

Identification code	Product
7262346	LC/LC FMS 2OM3T 2m
7262347	LC/LC FMS 2OM3T 3m
7262348	LC/LC FMS 2OM3T 5m
7262349	LC/LC FMS 2OM3T 7.5m
7262350	LC/LC FMS 2OM3T 10m

SC-UPC/LC-UPC OM3 DUPLEX

Identification code	Product
7262341	SC/LC FMS 2OM3T 2m
7262342	SC/LC FMS 2OM3T 3m
7262343	SC/LC FMS 2OM3T 5m
7262344	SC/LC FMS 2OM3T 7.5m
7262345	SC/LC FMS 2OM3T 10m

SC-UPC/SC-UPC OM3 OVALDUPLEX

Identification code	Product
7262351	SC/SC FMMS 2OM3T 2m
7262352	SC/SC FMMS 2OM3T 3m
7262353	SC/SC FMMS 2OM3T 5m
7262354	SC/SC FMMS 2OM3T 7.5m
7262355	SC/SC FMMS 2OM3T 10m
7262356	SC/SC FMMS 2OM3T 15m
7262357	SC/SC FMMS 2OM3T 20m

LC-UPC/LC-UPC OM3 OVALDUPLEX

Identification code	Product
7262365	LC/LC FMMS 2OM3T 2m
7262366	LC/LC FMMS 2OM3T 3m
7262367	LC/LC FMMS 2OM3T 5m
7262997	LC/LC FMMS 2OM3T 7m
7262368	LC/LC FMMS 2OM3T 7.5m
7262369	LC/LC FMMS 2OM3T 10m
7262370	LC/LC FMMS 2OM3T 15m
7262371	LC/LC FMMS 2OM3T 20m

SC-UPC/LC-UPC OM3 OVALDUPLEX

Identification code	Product
7262358	SC/LC FMMS 2OM3T 2m
7262359	SC/LC FMMS 2OM3T 3m
7262360	SC/LC FMMS 2OM3T 5m
7262361	SC/LC FMMS 2OM3T 7.5m
7262362	SC/LC FMMS 2OM3T 10m
7262363	SC/LC FMMS 2OM3T 15m
7262364	SC/LC FMMS 2OM3T 20m

PRODUCT INFORMATION FOR SINGLE MODE FIBERS AND CONNECTORS

Parameter	LC-UPC	SC-UPC	FC-UPC	ST-UPC	FC-APC	LC-APC	SC-APC
Insertion Loss (Typ)	0.10dB	0.10dB	0.10dB	0.10dB	0.10dB	0.15dB	0.15 dB
Insertion Loss (Max)	0.30dB	0.30dB	0.30dB	0.30dB	0.30dB	0.30dB	0.30 dB
Return Loss (Typ)	58dB	58dB	58dB	55dB	65dB	65dB	65dB
Return Loss (Min)	55dB	55dB	55dB	50dB	60dB	60dB	60dB
Operating Wavelength	1490nm, 1310nm and 1550nm						
Fiber Size	9/125um, Single Mode, ITU G.652D/ G.657.A1						
Cable Type	Indoor, LSZH Jacket, 3mm OD						
Cable Color	Yellow						
Operating Temperature	-20 to +70°C						
Storage Temperature	-25 to +70°C						
Complying Standards	IEC 61753-021-2 Fibre optic interconnecting devices and passive components performance standard & Telcordia GR-326						
Mating Durability	500 Cycles minimum (as per IEC 61300-2-2)						

PRODUCT INFORMATION FOR MULTIMODE FIBERS AND CONNECTORS

Parameter	LC-UPC	SC-UPC	ST-UPC	FC-UPC
Insertion Loss (Typ)	0.15 dB	0.15 dB	0.15 dB	0.15 dB
Insertion Loss (Max)	0.30 dB	0.30 dB	0.30 dB	0.30 dB
Operating Wavelength	850nm and 1310nm			
Fiber Size	62.5/125um (OM1), 50/125um (OM3 and OM4)			
Cable Type	Indoor, LSZH Jacket			
Cable Colour	Aqua for OM3, Magenta for OM4, Orange for OM1 or Green			
Operating Temperature	-20 to +70°C			
Storage Temperatue	-25 to +70°C			
Mating Durability	500 Cycles minimum (as per IEC 61300-2-2)			

SM PATCH CORDS FOR INDOOR AND OUTDOOR USE

Pigtails and patch cords

Identification code	Product
7269333	SCA/SCA F3RMSU 1SMT 5m
7269318	SCA/SCA F3RMSU 1SMT 10m
7269319	SCA/SCA F3RMSU 1SMT 15m

Identification code	Product
7269330	SCA/LCA F3RMSU 1SMT 5m
7269331	SCA/LCA F3RMSU 1SMT 10m
7269332	SCA/LCA F3RMSU 1SMT 15m

Identification code	Product
7269340	SCA/- F3RMSU 1SMT 10m
7269341	SCA/- F3RMSU 1SMT 30m

Identification code	Product
7263306	SC/SC F3RMSU 1SMT 2m
7263308	SC/SC F3RMSU 1SMT 5m
7263307	SC/SC F3RMSU 1SMT 7m
7263309	SC/SC F3RMSU 1SMT 10m
7263311	SC/SC F3RMSU 1SMT 15m

The patch cord is white in colour. It has an outer diameter of 3 mm. The Kevlar inside and the three thin FRP bars bring strength to the cable. The fiber is single mode fiber according to category G657A1. The application may include, for example, a direct connection from the outdoor termination box to the Optical Network Terminal (ONT). CPR rating for the cable is Cca.

F3RMSU

Specification

Profile:

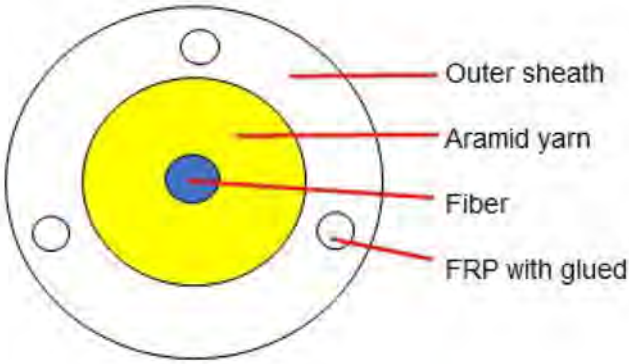

Cable Construction details

Items		Description
Fiber type		G657A1
Number of fibers		1
Strength		Kevlar yarn
		ϕ 0.5mm FRP with glued*3
Outer sheath	Material	LSZH
	Color	White
	Diameter	3.0±0.2
Cable weight		9.25kgs
Storage Temperature (℃)		-40+80
Operation and transport temperature (℃)		-40+80
Min Bending Radius(mm)	Static	10D
	Dynamic	20D
Tensile Strength (N)	Long term	60N
	Short term	120N
Crush Load (N/100mm)	Short term	2000

We have all the most common adapters available, both single and multi-mode, for immediate delivery. In addition to the most common adapters, you can also get rarer adapters via us, e.g. E2000, MU, etc., some of which we keep in stock.

All adapters, both single and multi-mode, are equipped with a ceramic sleeve and transparent protective caps. Transparent protective caps allow you to check the connections using optic fiber visual fault locator without having to remove the caps.

To ensure that the adapters can be installed as close together as possible in small enclosures, the adapters are without flanges. If you want the adapters specifically with flanges, you will also find them directly in stock, but this must be mentioned when ordering.

SM Adapters Seikoh giken

Identification code	Product
7262038	SC/SC simplex Seikohgiken
7262039	SC/SC duplex Seikohgiken
7264740	SCA/SCA simplex Seikohgiken
7264741	SCA/SCA duplex Seikohgiken
7262040	LC/LC duplex Seikohgiken
7264761	LCA/LCA duplex Seikohgiken
	FC/FC Seikohgiken
	FCA/FCA Seikohgi-ken

SM Adapters

Identification code	Product
7268991	SC/SC simplex
7268985	SC/SC duplex
7268997	SCA/SCA simplex
7268995	SCA/SCA duplex
7268987	LC/LC duplex
7268989	LC/LC quattro
7268993	LCA/LCA duplex
7268994	LCA/LCA quattro
7268201	Dustproof LC/LC SM duplex (Senko)
7268202	Dustproof LC/LC SM quattro (Senko)
7264182	FCA/FCA

MM Adapters

Identification code	Product
7262372	SC/SC simplex OM1
7262373	SC/SC duplex OM1
7262374	LC/LC duplex OM1
7268990	LC/LC quattro OM1
7269008	SC/SC simplex OM3
7269009	SC/SC duplex OM3
7269002	SC/SC simplex OM4
7269003	SC/SC duplex OM4
7269006	LC/LC duplex OM3
7269007	LC/LC quattro OM3
7269000	LC/LC duplex OM4
7269001	LC/LC quattro OM4

Hybrid adapter for SC opening

Identification code	Product
7264176	SC/FC simplex
7264175	SC/LC simplex
7269017	SCA/LCA simplex

Hole plugs for SC opening

Identification code	Product
7269004	Adapter hole plug SC simplex
7269005	Adapter hole plug SC duplex

DUSTPROOF ADAPTERS

We also offer LC / LC duplex and quattro adapters, which do not require any protective caps. These adapters have passed tests for Arizona test dust . APC and multimode adapters are available on request.

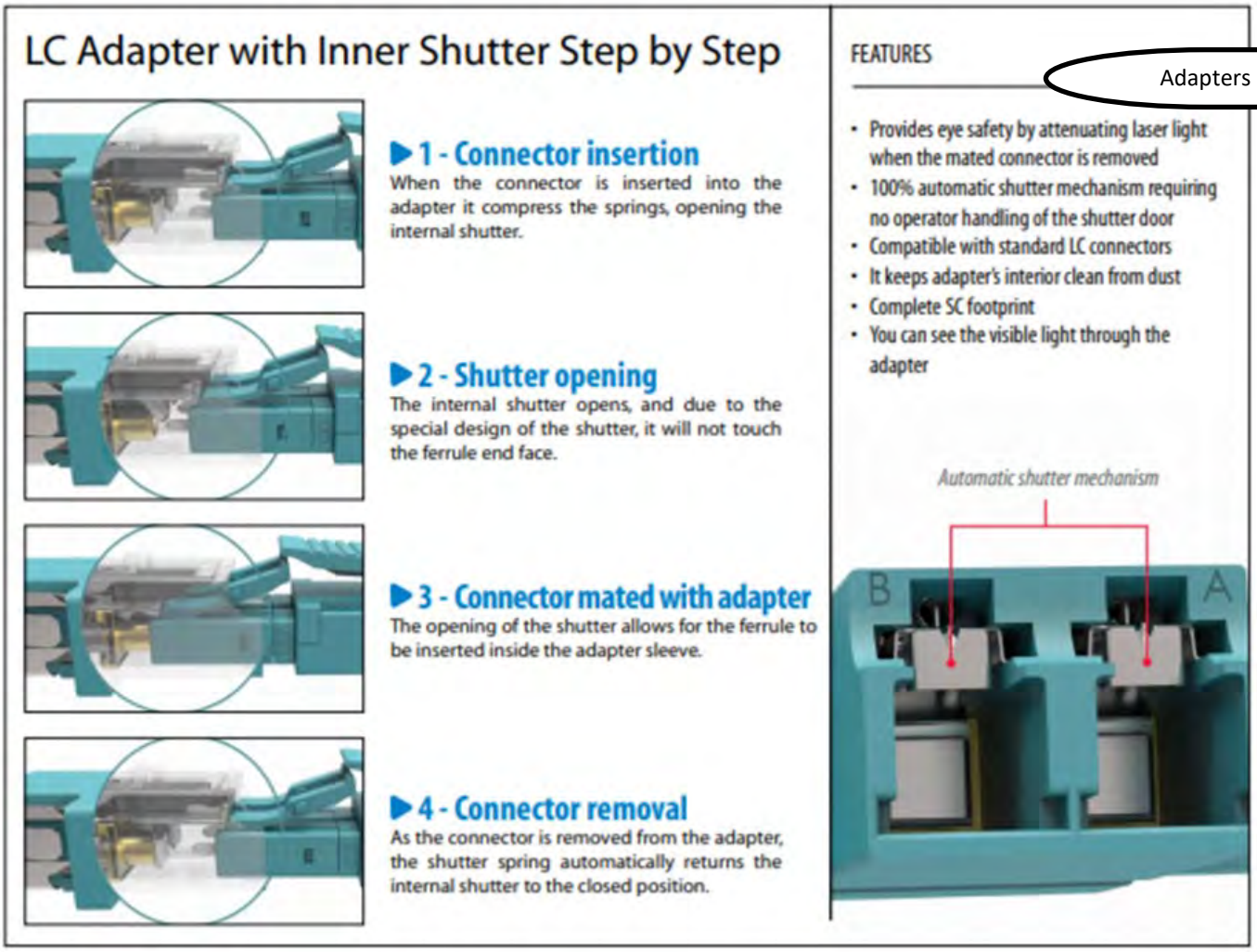



Ready assembled cables

Ready assembled cable means multifiber cable, in which we manufacture connectors on one or both ends. The connectors we offer in these types of cables are as follows: UPC (SC, LC, FC, MU and ST) and APC (SC, LC and FC). The connectors may be different on each end. It's also possible to have different connectors on the same end.

The use of ready assembled cables speeds up installation process considerably. This saves installation costs and frees up resources for different locations. The installation of these products doesn't require specialized training or know-how.

The cables can be both indoor and outdoor cables. Even big and long cables can be ready assembled. Commonly ready assembled cables are made from indoor-/outdoor cables.

Most commonly used cables:

- HBBX 12-, 24-, 48- ja 96SML (HBBX stands for thin black indoor-/outdoor cable, SM, 250µm fibers)
- FZOMSU-SD/FXMSU 12-, 24-, 48-, 96-, ja 192SML (orange indoor-/outdoor cable, SM, 250µm fibers)
- FXMMS 2-, 4-, 6- ja 8SMT and corresponding multimode cables (blue (SM) or green (MM) 2mm simplex cables inside according to needs)

Ready assembled cables



- FMMS 4-, 6-, 8-, 12- ja 24SMT (2mm simplex cables inside)
- Flex cables
- Direct buried cables

The number of fibers ranges from 2 to 288. Cables can be solely either SM or MM. But it's also possible to have so called hybrid cables, in which there are SM fibers and MM fibers in the same cable.

List of commonly used hybrid cables:

- 4SML+4OM3L or 4OM1L
- 8SML+8OM3L or 8OM1L
- 12SML+12OM3L or 12OM1L
- 24SML+24OM3L or 24OM1L

The length of ready assembled cable is specified by the customer. Also, the amount of peeling can be agreed according to needs. The peeled fibers are packed inside of a protective tube. The tube can be used in installation to pull the cable.

Ready assembled cables can be manufactured also in a way that one end has 900µm fibers and the other end has 2mm fibers. These kinds of products work exceptionally well when 900µm fibers are preassembled into a panel or other termination box, and the other end goes directly to transceiver or to external connections.

Very often, ready assembled cables are installed in our factory at one end into an enclosure, such as 19” panel, NAF1000, ODF 3x8 or 4x6 or LL YJT

When using a product like this another enclosure with adapters is often added to the delivery. Then the package is ready for installation at the site.

Unfortunately, there are not identification codes for all these kinds of products, because they are custom made according to the site. In the next couple of tables can be found the products that have their own identification codes.

Ready assembled cables

Identification code	Product
7269357	PAN 19”/PAN 19” LC FZOMSU-SD 24SML 15m
7269358	PAN 19”/PAN 19” LC FZOMSU-SD 24SML 30m
7269359	PAN 19”/PAN 19” LC FZOMSU-SD 48SML 15m
7269360	PAN 19”/PAN 19” LC FZOMSU-SD 48SML 20m
7269361	PAN 19”/PAN 19” LC FZOMSU-SD 48SML 30m
7269362	PAN 19”/PAN 19” LC FZOMSU-SD 48SML 45m
7263260	PAN 19”/PAN 19” LC FZMSU 96SML 15m
7269363	PAN 19”/PAN 19” LC FZOMSU-SD 96SML 20m
7269364	PAN 19”/PAN 19” LC FZOMSU-SD 96SML 30m
7269365	PAN 19”/PAN 19” LC FZOMSU-SD 96SML 45m

Ready assembled cables

Identification code	Product
7269350	LL/PAN19 LC FZOMSU-SD 24SML 15m
7269351	LL/PAN19 LC FZOMSU-SD 24SML 30m
7269352	LL/PAN19 LC FZOMSU-SD 24SML 50m
7263268	LL/PAN19 LC FZOMSU-SD 48SML 15m
7269353	LL/PAN19 LC FZOMSU-SD 48SML 20m
7263271	LL/PAN19 LC FZOMSU-SD 48SML 30m
7269354	LL/PAN19 LC FZOMSU-SD 48SML 50m
7269355	LL/PAN19 LC FZOMSU-SD 48SML 70m
7269303	LL/PAN19 LC FZOMSU-SD 96SML 15m
7269356	LL/PAN19 LC FZOMSU-SD 96SML 20m
7269304	LL/PAN19 LC FZOMSU-SD 96SML 30m

Identification code	Product
7269342	LL/LL YJT LC FZOMSU-SD 24SML 15m
7269343	LL/LL YJT LC FZOMSU-SD 24SML 30m
7269344	LL/LL YJT LC FZOMSU-SD 48SML 15m
7269345	LL/LL YJT LC FZOMSU-SD 48SML 30m
7269346	LL/LL YJT LC FZOMSU-SD 96SML 10m
7269347	LL/LL YJT LC FZOMSU-SD 96SML 15m
7269348	LL/LL YJT LC FZOMSU-SD 96SML 30m
7269349	LL/LL YJT LC FZOMSU-SD 96SML 50m



Ready assembled cables

Here is an instruction how to place an order for these kinds of products:

- Panel or enclosure in which one end is installed
- The name of the panel or enclosure for the other end if necessary. It won't be installed unless requested
- The connectors for each end separated with / sign. If there are no connectors at the other end, then it should be marked with a dash
- The wanted type of cable. If the type of cable is unknown, then the number of fibers and the type of fibers should be mentioned and the length of the cable.

Here are a couple of examples:

PAN 19"/ODF 3X8 SCA/SC FZOMSU-SD 24SML 35m

- One end of the ready assembled cable is installed into a 19" panel
- The other end is installed at the site into ODF 3x8 enclosure, so the enclosure with right adapters is delivered along with the cable
- The connectors installed into 19" panel are SC-APC
- The connectors for ODF 3x8 are SC-UPC and are inside a protective tube
- The cable is 24 fiber SM cable, it's orange and for indoor-/outdoor use
- The length of the cable is 35m

NAF1000 SCA/LC (2mm) HBBX 48SML 40m

- One end of the ready assembled cable is installed into a NAF1000 enclosure
- There is no need for other enclosure since it's not mentioned
- The connectors installed into NAF1000 enclosure are SC-APC
- The connectors at the other end are LC-UPC and are made of 2mm fiber. The fibers and connectors are inside a protective tube
- The cable is thin black 48-fiber indoor-/outdoor cable
- The length of the cable is 40m

The Identification codes for the most common FXMMS cables



SC-UPC/SC-UPC FXMMS 2SMT

LC-UPC/LC-UPC FXMMS 2SMT

SC-UPC/LC-UPC FXMMS 2SMT

Ready assembled cables

Identification code	Product
7262176	SC/SC FXMMS 2SMT 10m
7264837	SC/SC FXMMS 2SMT 12m
7262177	SC/SC FXMMS 2SMT 15m
7262178	SC/SC FXMMS 2SMT 16m
7262179	SC/SC FXMMS 2SMT 20m
7262180	SC/SC FXMMS 2SMT 25m
7262181	SC/SC FXMMS 2SMT 30m
7262182	SC/SC FXMMS 2SMT 35m
7262183	SC/SC FXMMS 2SMT 40m
7262184	SC/SC FXMMS 2SMT 45m

Identification code	Product
7262218	LC/LC FXMMS 2SMT 10m
7264838	LC/LC FXMMS 2SMT 12m
7262219	LC/LC FXMMS 2SMT 15m
7262220	LC/LC FXMMS 2SMT 16m
7262221	LC/LC FXMMS 2SMT 20m
7262222	LC/LC FXMMS 2SMT 25m
7262223	LC/LC FXMMS 2SMT 30m
7262224	LC/LC FXMMS 2SMT 35m
7262225	LC/LC FXMMS 2SMT 40m
7262226	LC/LC FXMMS 2SMT 45m

Identification code	Product
7262140	SC/LC FXMMS 2SMT 10m
7264836	SC/LC FXMMS 2SMT 12m
7262141	SC/LC FXMMS 2SMT 15m
7262142	SC/LC FXMMS 2SMT 16m
7262143	SC/LC FXMMS 2SMT 20m
7262144	SC/LC FXMMS 2SMT 25m
7262145	SC/LC FXMMS 2SMT 30m
7262146	SC/LC FXMMS 2SMT 35m
7262147	SC/LC FXMMS 2SMT 40m
7262148	SC/LC FXMMS 2SMT 45m

SC-UPC/SC-UPC FXMMS 4SMT

LC-UPC/LC-UPC FXMMS 4SMT

SC-UPC/LC-UPC FXMMS 4SMT

Identification code	Product
7262185	SC/SC FXMMS 4SMT 10m
7262186	SC/SC FXMMS 4SMT 15m
7262187	SC/SC FXMMS 4SMT 16m
7262188	SC/SC FXMMS 4SMT 20m
7262189	SC/SC FXMMS 4SMT 25m
7262190	SC/SC FXMMS 4SMT 30m
7262191	SC/SC FXMMS 4SMT 35m
7262192	SC/SC FXMMS 4SMT 40m
7262193	SC/SC FXMMS 4SMT 45m

Identification code	Product
7262227	LC/LC FXMMS 4SMT 10m
7262228	LC/LC FXMMS 4SMT 15m
7262229	LC/LC FXMMS 4SMT 16m
7262230	LC/LC FXMMS 4SMT 20m
7262231	LC/LC FXMMS 4SMT 25m
7262232	LC/LC FXMMS 4SMT 30m
7262233	LC/LC FXMMS 4SMT 35m
7262234	LC/LC FXMMS 4SMT 40m
7262235	LC/LC FXMMS 4SMT 45m

Identification code	Product
7262149	SC/LC FXMMS 4SMT 10m
7262150	SC/LC FXMMS 4SMT 15m
7262151	SC/LC FXMMS 4SMT 16m
7262152	SC/LC FXMMS 4SMT 20m
7262153	SC/LC FXMMS 4SMT 25m
7262154	SC/LC FXMMS 4SMT 30m
7262155	SC/LC FXMMS 4SMT 35m
7262156	SC/LC FXMMS 4SMT 40m
7262157	SC/LC FXMMS 4SMT 45m

SC-UPC/SC-UPC FXMMS 6SMT

Identification code	Product
7262200	SC/SC FXMMS 6SMT 10m
7262201	SC/SC FXMMS 6SMT 15m
7262202	SC/SC FXMMS 6SMT 16m
7262203	SC/SC FXMMS 6SMT 20m
7262204	SC/SC FXMMS 6SMT 25m
7262205	SC/SC FXMMS 6SMT 30m
7262206	SC/SC FXMMS 6SMT 35m

LC-UPC/LC-UPC FXMMS 6SMT

Identification code	Product
7262236	LC/LC FXMMS 6SMT 10m
7262237	LC/LC FXMMS 6SMT 15m
7262238	LC/LC FXMMS 6SMT 16m
7262239	LC/LC FXMMS 6SMT 20m
7262240	LC/LC FXMMS 6SMT 25m
7262241	LC/LC FXMMS 6SMT 30m
7262242	LC/LC FXMMS 6SMT 35m

SC-UPC/LC-UPC FXMMS 6SMT

Identification code	Product
7262158	SC/LC FXMMS 6SMT 10m
7262159	SC/LC FXMMS 6SMT 15m
7262160	SC/LC FXMMS 6SMT 16m
7262161	SC/LC FXMMS 6SMT 20m
7262162	SC/LC FXMMS 6SMT 25m
7262163	SC/LC FXMMS 6SMT 30m
7262164	SC/LC FXMMS 6SMT 35m

Ready assembled cables

SC-UPC/SC-UPC FXMMS 8SMT

Identification code	Product
7262209	SC/SC FXMMS 8SMT 10m
7262210	SC/SC FXMMS 8SMT 15m
7262211	SC/SC FXMMS 8SMT 16m
7262212	SC/SC FXMMS 8SMT 20m
7262213	SC/SC FXMMS 8SMT 25m
7262214	SC/SC FXMMS 8SMT 30m
7262215	SC/SC FXMMS 8SMT 35m
7262216	SC/SC FXMMS 8SMT 40m
7262217	SC/SC FXMMS 8SMT 45m

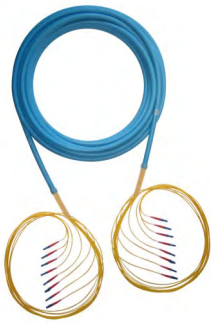

LC-UPC/LC-UPC FXMMS 8SMT

Identification code	Product
7262245	LC/LC FXMMS 8SMT 10m
7262246	LC/LC FXMMS 8SMT 15m
7262247	LC/LC FXMMS 8SMT 16m
7262248	LC/LC FXMMS 8SMT 20m
7262249	LC/LC FXMMS 8SMT 25m
7262250	LC/LC FXMMS 8SMT 30m
7262251	LC/LC FXMMS 8SMT 35m
7262252	LC/LC FXMMS 8SMT 40m
7262253	LC/LC FXMMS 8SMT 45m

SC-UPC/LC-UPC FXMMS 8SMT

Identification code	Product
7262167	SC/LC FXMMS 8SMT 10m
7262168	SC/LC FXMMS 8SMT 15m
7262169	SC/LC FXMMS 8SMT 16m
7262170	SC/LC FXMMS 8SMT 20m
7262171	SC/LC FXMMS 8SMT 25m
7262172	SC/LC FXMMS 8SMT 30m
7262173	SC/LC FXMMS 8SMT 35m
7262174	SC/LC FXMMS 8SMT 40m
7262175	SC/LC FXMMS 8SMT 45m

The Identification codes for FTMSU cables

Identification code	Product
7263200	SCA+SC/SCA+SC FTMSU 2SMT 10m
7263201	SCA+SC/SCA+SC FTMSU 2SMT 15m

Ready assembled cables

Identification code	Product
7263332	SCA/- FTMSU 1SMT 5m
7263333	SCA/- FTMSU 1SMT 15m
7263334	SCA/- FTMSU 1SMT 30m

Identification code	Product
7269280	LC/- FTMSU 2SMT 5m
7269281	LC/- FTMSU 2SMT 10m

Identification code	Product
7269292	LCA/- FTMSU 2SMT 30m

FIBER+CAT6 READY ASEMBELED CABLES

Ready assembled cables

These cables are available in similar fashion like all fiber cables. Connectors for fibers and CAT6 are ready made on both ends or just at one end. One end can be installed into an enclosure in our factory.

The products can be manufactured in a fashion that leaves CAT6 connector uninstalled at one or both ends. The length of the cable depends on customer needs.

Hb-rasia 4LCA+RJ45

Identification code	Product
7268488	Hb-rasia 4LCA+RJ45/- C6UTP+4SMT HF 20m
7268489	Hb-rasia 4LCA+RJ45/- C6UTP+4SMT HF 25m
7268490	Hb-rasia 4LCA+RJ45/- C6UTP+4SMT HF 30m
7268491	Hb-rasia 4LCA+RJ45/- C6UTP+4SMT HF 35m
7268492	Hb-rasia 4LCA+RJ45/- C6UTP+4SMT HF 40m
7268493	Hb-rasia 4LCA+RJ45/- C6UTP+4SMT HF 45m
7268494	Hb-rasia 4LCA+RJ45/- C6UTP+4SMT HF 50m
7268495	Hb-rasia 4LCA+RJ45/- C6UTP+4SMT HF 55m

Hb-rasia 4SCA+RJ45

Identification code	Product
7268496	Hb-rasia 4SCA+RJ45/- C6UTP+4SMT HF 20m
7268497	Hb-rasia 4SCA+RJ45/- C6UTP+4SMT HF 25m
7268498	Hb-rasia 4SCA+RJ45/- C6UTP+4SMT HF 30m
7268499	Hb-rasia 4SCA+RJ45/- C6UTP+4SMT HF 35m
7263103	Hb-rasia 4SCA+RJ45/- C6UTP+4SMT HF 40m
7263102	Hb-rasia 4SCA+RJ45/- C6UTP+4SMT HF 45m
7263100	Hb-rasia 4SCA+RJ45/- C6UTP+4SMT HF 50m
7263101	Hb-rasia 4SCA+RJ45/- C6UTP+4SMT HF 55m

Empty panels

There are several versions available for different purposes and sites. All the versions are available for both SC and LC connectors.

Panels with impact protection

Panels with impact protection but without FOAM pull-relief

Panels without impact protection

Identification code	Product
7262292	Paneeli 19 1-24xSC
7262293	Paneeli 19 2-48xSC
7262294	Paneeli 19 2-48xLC
7262295	Paneeli 19 4-96xLC

19” Mechanics

Identification code	Product
7263104	Paneeli 19 1-24xSC ilman FOAM vedonpoistoa
7263105	Paneeli 19 2-48xSC ilman FOAM vedonpoistoa
7263106	Paneeli 19 2-48xLC ilman FOAM vedonpoistoa
7263107	Paneeli 19 4-96xLC ilman FOAM vedonpoistoa

Identification code	Product
7264447	Paneeli 19 1-24xSC 1U ilman ts.
7264323	Paneeli 19 2-48xSC 1U ilman ts.
7264897	Paneeli 19 2-96 SC 2U ilman ts.
7268434	Paneeli 19 2-48xLC 1U ilman ts.
7268435	Paneeli 19 4-96 LC 1U ilman ts.
7263176	Paneeli 19 4-192 LC 2U ilman ts.

The depth of the panel is 145mm. The height of the panel for 1-48 SC and 1-96 LC is 1U. There is an own version for 96 SC / 192 LC panel, which height is 2Us. There are two types of impact protectors. One is with foam pull-relief, where there are slots for patch cords. The other panel is without the foam pull-relief. The ends of the impact protector can be bended if necessary, to help guide patch cords. Both impact protectors are 95mm deep, so the overall depth with the panel is 240mm. The impact protectors can be lowered, which creates room underneath the panel for patch cords. When lowered the overall height is 1 ½ Us.

- 96 SC/192 LC panel

In our 19” panel range there is also a panel with the height of 2U. It fits 96 SC connectors or 192 LC connectors. The depth of the panel is little more than in the regular panel, 187mm. The frame of the panel is made from two parts. The upper part is attached with 4 screws. This makes installing easier. By detaching the upper part, you can install the lower part, and when that’s done then move on to the upper part. There are holes in the back of the frame and at the bottom of the upper part. These holes help guide the fibers in the right way.

Preinstalled panels with pigtails

The panels can be preinstalled with just pigtails, so the splicing is made inside the panel. The pigtails inside the panel are 1.5m long, so there should be plenty to work with. The splice holders are included.

The Identification codes for the panels with pigtails are located underneath. There are different identification codes for panels with and without impact protector. The impact protector for these preinstalled panels with pigtails is the one with foam pull-relief, unless customer wants the one without it.

19” preinstalled panels with pigtails SC-UPC and SC-APC

SC-UPC	
With impact protection	
Identification code	Product
7264178	Paneeli 19 SC/- 6SMT 1.5m
7264120	Paneeli 19 SC/- 12SMT 1.5m
7264121	Paneeli 19 SC/- 24SMT 1.5m
7264318	Paneeli 19 SC/- 48SMT 1.5m
Without impact protection	
Identification code	Product
7264695	Paneeli 19 SC/- 12SMT 1.5m ilman ts.
7268333	Paneeli 19 SC/- 24SMT 1.5m ilman ts.
7264122	Paneeli 19 SC/- 48SMT 1.5m ilman ts.
7264898	Paneeli 19 SC/- 96SMT 1.5m ilman ts.

SC-APC	
With impact protection	
Identification code	Product
7264442	Paneeli 19 SCA/- 6SMT 1.5m
7264443	Paneeli 19 SCA/- 12SMT 1.5m
7264444	Paneeli 19 SCA/- 24SMT 1.5m
7264445	Paneeli 19 SCA/- 48SMT 1.5m
Without impact protection	
Identification code	Product
7268343	Paneeli 19 SCA/- 12SMT 1.5m ilman ts.
7268344	Paneeli 19 SCA/- 24SMT 1.5m ilman ts.
7264446	Paneeli 19 SCA/- 48SMT 1.5m ilman ts.
7268345	Paneeli 19 SCA/- 96SMT 1.5m ilman ts.

19” preinstalled panels with pigtails LC-UPC and LC-APC

LC-UPC	
With impact protection	
Identification code	Product
7264180	Paneeli 19” LC/- 12SMT 1.5m
7264179	Paneeli 19" LC/- 24SMT 1.5m
7264181	Paneeli 19” LC/- 48SMT 1.5m
7264560	Paneeli 19” LC/- 96SMT 1.5m
Without impact protection	
Identification code	Product
7268346	Paneeli 19” LC/- 12SMT 1.5m ilman ts.
7268347	Paneeli 19" LC/- 24SMT 1.5m ilman ts.
7268348	Paneeli 19” LC/- 48SMT 1.5m ilman ts.
7268349	Paneeli 19” LC/- 96SMT 1.5m ilman ts.
7263215	Paneeli 19” LC/- 192SMT 1.5m ilman ts.

LC-APC	
With impact protection	
Identification code	Product
7264696	Paneeli 19” LCA/- 12SMT 1.5m
7264697	Paneeli 19" LCA/- 24SMT 1.5m
7264698	Paneeli 19” LCA/- 48SMT 1.5m
7264699	Paneeli 19” LCA/- 96SMT 1.5m
Without impact protection	
Identification code	Product
7268350	Paneeli 19” LCA/- 12SMT 1.5m ilman ts.
7268351	Paneeli 19" LCA/- 24SMT 1.5m ilman ts.
7268352	Paneeli 19” LCA/- 48SMT 1.5m ilman ts.
7268353	Paneeli 19” LCA/- 96SMT 1.5m ilman ts.

Preinstalled panels with pigtail cables

The panels can be preinstalled with cables, in which the number of fibers range from 1 to 192. The length of the cable can be specified by the customer. We have identification codes for the most common lengths. Most common cable we use to make preinstalled panels is thin black indoor-/outdoor cable (HBBX). But we also use orange indoor-/outdoor cables and hybrid cables continuously. HBBX preinstalled cables have their own Identification codes for stock lengths. But other cable products can be delivered swiftly as well.

19” preinstalled panels with pigtail cables SC-UPC and SC-APC

SC-UPC	
With impact protection	
Identification code	Product
7262104	Pan. 19 SC/- HBBX 24SML 5m
7264800	Pan. 19 SC/- HBBX 24SML 15m
7262105	Pan. 19 SC/- HBBX 24SML 25m
7262106	Pan. 19 SC/- HBBX 24SML 35m
7262115	Pan. 19 SC/- HBBX 24SML 50m
7264436	Pan. 19 SC/- HBBX 48SML 5m
7264312	Pan. 19 SC/- HBBX 48SML 10m
7264464	Pan. 19 SC/- HBBX 48SML 15m
7264313	Pan. 19 SC/- HBBX 48SML 20m
7264437	Pan. 19 SC/- HBBX 48SML 25m
7264314	Pan. 19 SC/- HBBX 48SML 30m
7268448	Pan. 19 SC/- HBBX 48SML 35m
7264315	Pan. 19 SC/- HBBX 48SML 50m
Without impact protection	
Identification code	Product
7262116	Pan. 19 SC/- HBBX 24SML 5m ilman ts.
7262117	Pan. 19 SC/- HBBX 24SML 15m ilman ts.
7262118	Pan. 19 SC/- HBBX 24SML 25m ilman ts.
7262119	Pan. 19 SC/- HBBX 24SML 35m ilman ts.
7262120	Pan. 19 SC/- HBBX 24SML 50m ilman ts.
7264414	Pan 19 SC/- 2xHBBX 24SML 5m ilman ts.
7264434	Pan. 19 SC/- HBBX 48SML 5m ilman ts.
7262131	Pan. 19 SC/- HBBX 48SML 10m ilman ts.
7264465	Pan. 19 SC/- HBBX 48SML 15m ilman ts.
7262132	Pan. 19 SC/- HBBX 48SML 20m ilman ts.
7262121	Pan. 19 SC/- HBBX 48SML 25m ilman ts.
7262133	Pan. 19 SC/- HBBX 48SML 30m ilman ts.
7268449	Pan. 19 SC/- HBBX 48SML 35m ilman ts.
7262134	Pan. 19 SC/- HBBX 48SML 50m ilman ts.
7262122	Pan. 19 SC/- HBBX 96SML 15m ilman ts.
7264356	Pan. 19 SC/- HBBX 96SML 25m ilman ts.
7264357	Pan. 19 SC/- HBBX 96SML 35m ilman ts.
7264366	Pan. 19 SC/- HBBX 96SML 50m ilman ts.

SC-APC	
With impact protection	
Identification code	Product
7264389	Pan. 19 SCA/- HBBX 24SML 5m
7264644	Pan. 19 SCA/- HBBX 24SML 15m
7264390	Pan. 19 SCA/- HBBX 24SML 20m
7264645	Pan. 19 SCA/- HBBX 24SML 25m
7264391	Pan. 19 SCA/- HBBX 24SML 30m
7264367	Pan. 19 SCA/- HBBX 24SML 35m
7264183	Pan. 19 SCA/- HBBX 24SML 50m
7264651	Pan. 19 SCA/- HBBX 48SML 5m
7264392	Pan. 19 SCA/- HBBX 48SML 10m
7264652	Pan. 19 SCA/- HBBX 48SML 15m
7264394	Pan. 19 SCA/- HBBX 48SML 20m
7264653	Pan. 19 SCA/- HBBX 48SML 25m
7264396	Pan. 19 SCA/- HBBX 48SML 30m
7264184	Pan. 19 SCA/- HBBX 48SML 35m
7264398	Pan. 19 SCA/- HBBX 48SML 50m
Without impact protection	
Identification code	Product
7264245	Pan. 19 SCA/- HBBX 24SML 5m ilman ts.
7264330	Pan. 19 SCA/- HBBX 24SML 15m ilman ts.
7264381	Pan. 19 SCA/- HBBX 24SML 25m ilman ts.
7264382	Pan. 19 SCA/- HBBX 24SML 35m ilman ts.
7264383	Pan. 19 SCA/- HBBX 24SML 50m ilman ts.
7268455	Pan. 19 SCA/- HBBX 48SML 5m ilman ts.
7268456	Pan. 19 SCA/- HBBX 48SML 15m ilman ts.
7264563	Pan. 19 SCA/- HBBX 48SML 25m ilman ts.
7264384	Pan. 19 SCA/- HBBX 48SML 35m ilman ts.
7264399	Pan. 19 SCA/- HBBX 48SML 50m ilman ts.
7264385	Pan. 19 SCA/- HBBX 96SML 15m ilman ts.
7264386	Pan. 19 SCA/- HBBX 96SML 25m ilman ts.
7264387	Pan. 19 SCA/- HBBX 96SML 35m ilman ts.
7264388	Pan. 19 SCA/- HBBX 96SML 50m ilman ts.

19” preinstalled panels with pigtail cables LC-UPC and LC-APC

LC-UPC	
With impact protection	
Identification code	Product
7264219	Pan 19" LC/- HBBX 24SML 5m
7264200	Pan 19" LC/- HBBX 24SML 10m
7264667	Pan.19” LC/- HBBX 24SML 15m
7264201	Pan.19” LC/- HBBX 24SML 20m
7264668	Pan.19” LC/- HBBX 24SML 25m
7264202	Pan.19” LC/- HBBX 24SML 30m
7268460	Pan.19” LC/- HBBX 24SML 35m
7264203	Pan.19” LC/- HBBX 24SML 50m
7264675	Pan.19” LC/- HBBX 48SML 5m
7264204	Pan.19” LC/- HBBX 48SML 10m
7264677	Pan.19” LC/- HBBX 48SML 15m
7264205	Pan.19” LC/- HBBX 48SML 20m
7264678	Pan.19” LC/- HBBX 48SML 25m
7264206	Pan.19” LC/- HBBX 48SML 30m
7268463	Pan.19” LC/- HBBX 48SML 35m
7264207	Pan.19” LC/- HBBX 48SML 50m
7264685	Pan.19” LC/- HBBX 96SML 5m
7264555	Pan.19” LC/- HBBX 96SML 15m
7264557	Pan.19” LC/- HBBX 96SML 25m
7264558	Pan.19” LC/- HBBX 96SML 35m
7264559	Pan.19” LC/- HBBX 96SML 50m
Without impact protection	
Identification code	Product
7264220	Pan 19" LC/- HBBX 24SML 5m ilman ts.
7264221	Pan.19” LC/- HBBX 24SML 15m ilman ts.
7264222	Pan.19” LC/- HBBX 24SML 25m ilman ts.
7264223	Pan.19” LC/- HBBX 24SML 35m ilman ts.
7264212	Pan.19” LC/- HBBX 24SML 50m ilman ts.
7264213	Pan.19” LC/- HBBX 48SML 5m ilman ts.
7264214	Pan.19” LC/- HBBX 48SML 15m ilman ts.
7264215	Pan.19” LC/- HBBX 48SML 25m ilman ts.
7264556	Pan.19” LC/- HBBX 48SML 35m ilman ts.
7264216	Pan.19” LC/- HBBX 48SML 50m ilman ts.
7268379	Pan.19” LC/- HBBX 96SML 5m ilman ts.
7264217	Pan.19” LC/- HBBX 96SML 15m ilman ts.
7264218	Pan.19” LC/- HBBX 96SML 25m ilman ts.
7268380	Pan.19” LC/- HBBX 96SML 35m ilman ts.
7268381	Pan.19” LC/- HBBX 96SML 50m ilman ts.

LC-APC	
With impact protection	
Identification code	Product
7264670	Pan 19" LCA/- HBBX 24SML 5m
7264672	Pan.19” LCA/- HBBX 24SML 15m
7264673	Pan.19” LCA/- HBBX 24SML 25m
7268360	Pan.19” LCA/- HBBX 24SML 35m
7264674	Pan.19” LCA/- HBBX 24SML 50m
7264680	Pan.19” LCA/- HBBX 48SML 5m
7264682	Pan.19” LCA/- HBBX 48SML 15m
7264683	Pan.19” LCA/- HBBX 48SML 25m
7268361	Pan.19” LCA/- HBBX 48SML 35m
7264684	Pan.19” LCA/- HBBX 48SML 50m
7264690	Pan.19” LCA/- HBBX 96SML 5m
7264692	Pan.19” LCA/- HBBX 96SML 15m
7264693	Pan.19” LCA/- HBBX 96SML 25m
7268362	Pan.19” LCA/- HBBX 96SML 35m
7264694	Pan.19” LCA/- HBBX 96SML 50m
Without impact protection	
Identification code	Product
7268363	Pan 19" LCA/- HBBX 24SML 5m ilman ts.
7268365	Pan.19” LCA/- HBBX 24SML 15m ilman ts.
7268366	Pan.19” LCA/- HBBX 24SML 25m ilman ts.
7268367	Pan.19” LCA/- HBBX 24SML 35m ilman ts.
7268368	Pan.19” LCA/- HBBX 24SML 50m ilman ts.
7268369	Pan.19” LCA/- HBBX 48SML 5m ilman ts.
7268370	Pan.19” LCA/- HBBX 48SML 15m ilman ts.
7268371	Pan.19” LCA/- HBBX 48SML 25m ilman ts.
7268372	Pan.19” LCA/- HBBX 48SML 35m ilman ts.
7268373	Pan.19” LCA/- HBBX 48SML 50m ilman ts.
7268374	Pan.19” LCA/- HBBX 96SML 5m ilman ts.
7268375	Pan.19” LCA/- HBBX 96SML 15m ilman ts.
7268376	Pan.19” LCA/- HBBX 96SML 25m ilman ts.
7268377	Pan.19” LCA/- HBBX 96SML 35m ilman ts.
7268378	Pan.19” LCA/- HBBX 96SML 50m ilman ts.

Splitter panels

Our range of panels includes 19” panels specially designed for splitters. 1x2, 1x4, 1x8, 1x16 , 1x32 and 1x64 splitters with SC-APC and LC-APC connectors are held in stock. The panels and splitters with 2 inputs are also part of the range we hold in stock. The height of the panel is 1U and is usually delivered without the impact protector. If wanted the impact protector will be attached.

Installing several splitters with few connectors is possible inside the same panel, but we also have several custom made panels for these purposes.

19” Mechanics

SC-APC	
Identification code	Product
7269290	1x2 SCA JAOTINPANEELI 19”
7268309	1x4 SCA JAOTINPANEELI 19”
7264438	1x8 SCA JAOTINPANEELI 19”
7264439	1x16 SCA JAOTINPANEELI 19”
7262137	1x32 SCA JAOTINPANEELI 19”
7262138	1x64 SCA JAOTINPANEELI 19”
7263114	JAOTINPANEELI 19” 16kpl 1x2 SCA
7269334	Paneeli 19” 16 X 1:2 SCA
7263115	PAN 19” 6kpl 1x2 SCA+6KPL 1x4 SCA
7264475	SCA 3kpl 1x2 4kpl 1x4 4kpl 1X8
7269312	Paneeli 19" 8x1:4 SCA
7263116	JAKAJAPANEELI 16 PON-WDM SCA
7269313	Paneeli 19" 16xPON-WDM SCA

LC-APC	
Identification code	Product
7269285	1x8 LCA JAOTINPANEELI 19”
7269286	1x16 LCA JAOTINPANEELI 19”
7269287	1x32 LCA JAOTINPANEELI 19”
7269288	1x64 LCA JAOTINPANEELI 19”
7269305	JAOTINPANEELI 19” 3 x 1:32 LCA
	JAOTINPANEELI 19” 6 x 1:8 LCA
	JAOTINPANEELI 19” 3 x 1:16 LCA
7263221	Päätemoduuli 1x32 LCA
7269321	Päätemoduuli 1x16 LCA
7269322	Päätemoduuli 1x8 LCA
7269323	Päätemoduuli 1x4 LCA
7269324	Päätekehikko 1U 19” (Splitter)

Päätemoduuli 1x32 LCA is a splitter module, which fits into a frame (päätekehikko), which can hold two of them side by side. The height of the frame is 1U. The frame fits directly into 19” rack. In the other picture below is a splitter panel (jaotinpaneeli), which fits 6 pcs of 1:8 LC/APC splitters or alternatively 6 pcs of 1:4 SC/APC splitters.

LGX-modules and frames

We provide LGX-modules with three different split ratios, (1:2, 1:4 ja 1:8), with SC/APC connectors installed in all of them. In addition, we provide a LGX-module with two 1310/1550 WDMs installed inside. All the modules can be installed into a 1U or 3U frames. 1U frame can hold three modules and the 3U frame can hold 12.



LGX-modules and frames	
Identification code	Product
7269390	LGX frame 1U
7269391	LGX frame 3U
7269392	LGX 1:2 SCA
7269393	LGX 1:4 SCA
7269394	LGX 1:8 SCA
7269395	LGX 2xWDM 1310/1550

Accessories

As an accessory we have unattached impact protector, fiber guide, fiber guide panel, and horizontal splice tray rack and the common splice trays that also fit in to the rack.

Unattached impact protector can be easily installed in front of a panel or equipment. It uses the same screws that hold the panel on the rack. The screws only need to be loosened a bit to place the protector in place. The identification code is 7262197.

Fiber guide consists of two parts, two separate foam pull-relief parts and separate impact protector tray. It uses the same screws that hold the panel on the rack. The screws only need to be loosened a bit to place the pull-relief in place. The tray can be removed when needed while the pull-relief parts remain in place. The identification code is 7268465.

19” Mechanics

If you need to make extensions in a 19" cross-connection cabinet, then now Naficon also has its own panel for this purpose. It is easy to bring the splice trays to this rack, because the opening on the side is large enough to fit them through it. The rack holds 6pcs of 48-fiber splice trays or 4pcs of 96-fiber splice trays. The height of the stand is 2U. The identification code of the product is 7263319.

Fiber guide panel fits into 19” rack and its height is 1U. It has five loops to guide patch cords. Identification code is 7263267.



Cabinets

NAF19 cross-connection cabinet

NAF19 is 900mm wide and 300mm deep, and it's designed for cross-connections in 19" mechanics. The cabinet is available in two heights, 2000mm and 2200mm. The cabinet is designed with good patch cord management in mind. The structure of the cabinet is simple, no moving parts.

The capacity of 2000mm cabinet is 40Us and the 2200mm cabinets is 44Us. This means 1920 and 2112 SC connectors respectively. Using LC connectors doubles the number of possible connectors available. Rear- and sidewalls are detachable. The cabinet is also available without doors.

19" Mechanics

A stand for splice trays is also available in case splices are wanted in the same cabinet. The stand can hold 32 splice trays with the capacity of 48 splices. The stand takes 5Us of height. If the splicing takes place in this cabinet, there are brackets for attachment and grounding on the left.

The table beside shows the Identification codes for different versions and supplies:

Identification code	Product
7268609	19" ODF 900x300x2000mm cross-connection cabinet w/o doors, rear and side walls
7268610	19" ODF 900x300x2000mm cross-connection cabinet w/o doors and side walls
7268611	19" ODF 900x300x2000mm cross-connection cabinet w/o doors and rear wall
7268601	19" ODF 900x300x2000mm cross-connection cabinet w/o side walls
7268602	19" ODF 900x300x2000mm cross-connection cabinet w/o rear wall
7268603	19" ODF 900x300x2000mm cross-connection cabinet w/o rear and side walls
7268608	19" ODF 900x300x2000mm cross-connection cabinet w/o doors
7268600	19" ODF 900x300x2000mm cross-connection cabinet complete
7268613	19" ODF 900x300x2200mm cross-connection cabinet w/o doors, rear and side walls
7268614	19" ODF 900x300x2200mm cross-connection cabinet w/o doors and side walls
7268615	19" ODF 900x300x2200mm cross-connection cabinet w/o doors and rear wall
7268605	19" ODF 900x300x2200mm cross-connection cabinet w/o side walls
7268606	19" ODF 900x300x2200mm cross-connection cabinet w/o rear wall
7268607	19" ODF 900x300x2200mm cross-connection cabinet w/o rear and side walls
7268612	19" ODF 900x300x2200mm cross-connection cabinet w/o doors
7268604	19" ODF 900x300x2200mm cross-connection cabinet comlete
7268616	Splice tray holdet
7268617	wall-mounting kit

19” Combo cabinet

The cabinet is 1000mm wide and the basic model is 600mm deep. On request also an 800mm deep cabinet is available. The cabinet is available in two heights, 2000mm and 2200mm.

In this cabinet there are three fixed stands for splice trays on the left. Each stand can hold 10 trays with the capacity of 48 splices. That means 1440 splices altogether. On the right side of the cabinet there are patch cord management system installed.



Inside this cabinet can be active devices, cross-connection panels, splices and cable management systems, all in one place. You don’t need another splice cabinet when you are using this cabinet. So, the cost and space are reduced.

The cabinet can be purchased with or without the doors or walls.

Avoseinäteline 6/300

- Identification code 7269299
- Open rack, height 6U and depth 300mm.
- Fits for 19” panels
- Wall mounted

The NAF1000 product group contains cross-connection cabinets, splice cabinets and preinstalled modules.

Cross-connection cabinets

There are two sizes of the cross-connection cabinets, 600x300x2000mm and 600x300x2200mm. The cabinets are available with all walls and doors attached or without some of the walls. The installment of a lock is also possible.

NAF1000 Cross-connection cabinet	
Identification code	Product
7264185	NAF1000 2000mm
7262395	NAF1000 2000mm w/o the rear wall
7262396	NAF1000 2000mm w/o rear and side walls
7262397	NAF1000 2000mm with the rear wall w/o side walls
7262398	NAF1000 2000mm with the rear wall + one side wall
7262399	NAF1000 2000mm with one side wall
7264177	NAF1000 2200mm
7264351	NAF1000 2200mm w/o the rear wall
7264352	NAF1000 2200mm w/o rear and side walls
7264353	NAF1000 2200mm with the rear wall w/o side walls
7264354	NAF1000 2200mm with the rear wall + one side wall
7264355	NAF1000 2200mm with one side wall

NAF1000

Splice cabinets

The versions of the splice cabinets are as follows: stand-alone cabinets and wall-mounted cabinets. The cabinets include fixed stands for splice trays, except in the 400mm wide cabinet where frame for the stands can be turned. The cabinets are extremely easy to use.

The table beside shows the Identification codes for different versions and supplies. There is NAF1000 Splice cabinet FIXED 2000mm on the left. And on the right there is NAF1000 Splice cabinet 2200mm.

NAF1000 Splice cabinets	
Identification code	Product
7264192	NAF1000 Splice cabinet 2000mm 3024 splices
7264193	NAF1000 Splice cabinet 2200mm 3024 splices
7264195	NAF1000 Splice cabinet 400mm wide 2016 splices
7264197	NAF1000 wall-mounted splice cabinet 1152 splices
7268618	NAF1000 Splice cabinet FIXED 2000mm 3312 splices
7268464	NAF1000 Splice cabinet FIXED 2200mm 3312 splices
NAF1000 splicing accessories	
Identification code	Product
7262196	splice tray holder Cross-connection cabinet
7264194	splice tray holder, Splice cabinet
7264196	splice tray holder narrow Splice cabinet (400mm)
7264145	Splice tray 48-f
7264198	NAF1000 cabinet wall-mounting kit
7269282	Splice tray 96-f

An installed NAF1000 Splice cabinet FIXED. The cables are brought in from the top. The splice trays are installed, starting from the top of the cabinet.

NAF1000 preinstalled modules

NAF1000 modules are available for cross-connection cabinets. Modules can hold 24 or 48 SC connectors, both SC-UPC and SC-APC are available. Modules are available with LC (UPC and APC) connectors as well, doubling the capacity.

The module is equipped with ready assembled cable, in which connectors are preinstalled to the module and the other end is free for splicing.

NAF1000 Preinstalled modules	
HBBX indoor-outdoor cable	
SC-UPC 24-fibers	
Identification code	Product
7264299	NAF1000 SC/- HBBX 24SML 5m
7262041	NAF1000 SC/- HBBX 24SML 10m
7264162	NAF1000 SC/- HBBX 24SML 15m
7262042	NAF1000 SC/- HBBX 24SML 20m
7264816	NAF1000 SC/- HBBX 24SML 25m
7264163	NAF1000 SC/- HBBX 24SML 30m
7262043	NAF1000 SC/- HBBX 24SML 35m
7262044	NAF1000 SC/- HBBX 24SML 50m
7269250	NAF1000 SC/- HBBX 24SML 65m
7269251	NAF1000 SC/- HBBX 24SML 80m

NAF1000 Preinstalled modules	
HBBX indoor-outdoor cable	
SC-APC 24-fibers	
Identification code	Product
7264564	NAF1000 SCA/- HBBX 24SML 5m
7264368	NAF1000 SCA/- HBBX 24SML 10m
7269204	NAF1000 SCA/- HBBX 24SML 15m
7264369	NAF1000 SCA/- HBBX 24SML 20m
7264815	NAF1000 SCA/- HBBX 24SML 25m
7264370	NAF1000 SCA/- HBBX 24SML 35m
7264371	NAF1000 SCA/- HBBX 24SML 50m

SC-UPC 48-fibers	
7264297	NAF1000 SC/- HBBX 48SML 5m
7262045	NAF1000 SC/- HBBX 48SML 10m
7264164	NAF1000 SC/- HBBX 48SML 15m
7262046	NAF1000 SC/- HBBX 48SML 20m
7264433	NAF1000 SC/- HBBX 48SML 25m
7262194	NAF1000 SC/- HBBX 48SML 30m
7262047	NAF1000 SC/- HBBX 48SML 35m
7262048	NAF1000 SC/- HBBX 48SML 50m

SC-APC 48-fibers	
7264566	NAF1000 SCA/- HBBX 48SML 5m
7264372	NAF1000 SCA/- HBBX 48SML 10m
7264407	NAF1000 SCA/- HBBX 48SML 15m
7264373	NAF1000 SCA/- HBBX 48SML 20m
7264567	NAF1000 SCA/- HBBX 48SML 25m
7264374	NAF1000 SCA/- HBBX 48SML 35m
7264375	NAF1000 SCA/- HBBX 48SML 50m

NAF1000

NAF1000 Preinstalled modules	
HBBX indoor-outdoor cable	
LC-UPC 24-fibers	
Identification code	Product
7269252	NAF1000 LC/- HBBX 24SML 5m
7269253	NAF1000 LC/- HBBX 24SML 15m
7269254	NAF1000 LC/- HBBX 24SML 25m
7269255	NAF1000 LC/- HBBX 24SML 35m
7269256	NAF1000 LC/- HBBX 24SML 50m
7269257	NAF1000 LC/- HBBX 24SML 65m
7269258	NAF1000 LC/- HBBX 24SML 80m

NAF1000 Preinstalled modules	
HBBX indoor-outdoor cable	
LC-UPC 48-fibers	
Identification code	Product
7269259	NAF1000 LC/- HBBX 48SML 5m
7269260	NAF1000 LC/- HBBX 48SML 15m
7269261	NAF1000 LC/- HBBX 48SML 25m
7269262	NAF1000 LC/- HBBX 48SML 35m
7269263	NAF1000 LC/- HBBX 48SML 50m
7269264	NAF1000 LC/- HBBX 48SML 65m
7269265	NAF1000 LC/- HBBX 48SML 80m

LC-APC 48-fibers	
7269327	NAF1000 LCA/- HBBX 48SML 5m 1U
7269328	NAF1000 LCA/- HBBX 48SML 5m 2U

NAF1000 splitter modules

Splitter modules are also available for NAF1000 system, with preinstalled SC-APC or LC-APC splitters. Also GPON modules are available within the NAF1000 frame.

Below are the Identification codes for the splitter modules in stock. For the time being LC-APC modules do not have their own Identification codes, however there is a suitable frame for NAF1000-mechanics (Päätekehikko NAF1000 Splitter), in which LC/APC splitter module (päätemoduuli) can be fitted. Those Identification codes are in the table as well.

NAF1000 splitter modules	
SC-APC	
Identification code	Product
7268310	1x4 SCA JAOTINMODUULI/NAF1000
7264440	1x8 SCA JAOTINMODUULI/NAF1000
7264441	1x16 SCA JAOTINMODUULI/NAF1000
7262135	1x32 SCA JAOTINMODUULI/NAF1000
7262136	1x64 SCA JAOTINMODUULI/NAF1000
7269314	NAF1000 8 x 1:4 SCA
7269315	NAF1000 16 x PON-WDM SCA
7269335	NAF1000 16 x 1:2 SCA
LC-APC	
7263221	Päätemoduuli 1x32 LCA
7269321	Päätemoduuli 1x16 LCA
7269322	Päätemoduuli 1x8 LCA
7269323	Päätemoduuli 1x4 LCA
7269325	Päätekehikko NAF1000 Splitter

YJT



YJT is a casing with the same pitch as it is with LSA bar. The casing that fits into this frame is called “liitinlevy” or LL. These casings are available empty, with pigtails or with cables. The connectors can be either SC or LC, both UPC and APC.

The smallest casing can hold 1-12 SC or 1-24 LC connectors, taking three pitches of space. The largest casing can hold 48 SC or 96 LC connectors taking 12 pitches of space.

The cable used in LL-products is either thin black (HBBX) or slightly thicker orange (FZOMSU-SD) indoor-/outdoor cable.

There is a pull-relief beside every 12 SC / 24 LC connectors on the right side of the casing. Underneath every adapter there is a place for notations.

YJT and ODF 3x8 / 4x6

The length of the pigtails in LL-casings are 3.5m and the pigtails are inside a protective tube in a matter that each tube contains six pigtails in six different colours. The length of the tube is 2m.

In these products we have certain lengths in stock as well. The Identification codes for these products can be found in tables on following pages. Other lengths are also available with flexible schedule.

Splitters can be preinstalled into LL-casings as well. With SC connectors 1x32 splitter is the largest one that fits and with LC connectors it is 1x64. These splitters don’t have their own Identification codes, only the smaller ones have, for more information please contact us!

LL YJT	
FZOMSU-SD indoor-outdoor cable (orange)	
Identification code	Product name
SC-UPC	
7264133	LL YJT SC/- FZOMSU-SD 12SML 15m
7264134	LL YJT SC/- FZOMSU-SD 12SML 25m
7264135	LL YJT SC/- FZOMSU-SD 12SML 35m
7264136	LL YJT SC/- FZOMSU-SD 12SML 50m
7264129	LL YJT SC/- FZOMSU-SD 24SML 15m
7264130	LL YJT SC/- FZOMSU-SD 24SML 25m
7264131	LL YJT SC/- FZOMSU-SD 24SML 35m
7264132	LL YJT SC/- FZOMSU-SD 24SML 50m
7268648	LL YJT SC/- FZOMSU-SD 48SML 15m
7268649	LL YJT SC/- FZOMSU-SD 48SML 25m
7268650	LL YJT SC/- FZOMSU-SD 48SML 35m
7268651	LL YJT SC/- FZOMSU-SD 48SML 50m
SC-APC	
7268652	LL YJT SCA/- FZOMSU-SD 12SML 15m
7268653	LL YJT SCA/- FZOMSU-SD 12SML 25m
7268654	LL YJT SCA/- FZOMSU-SD 12SML 35m
7268655	LL YJT SCA/- FZOMSU-SD 12SML 50m
7268656	LL YJT SCA/- FZOMSU-SD 24SML 15m
7268657	LL YJT SCA/- FZOMSU-SD 24SML 25m
7268658	LL YJT SCA/- FZOMSU-SD 24SML 35m
7268659	LL YJT SCA/- FZOMSU-SD 24SML 50m
7268660	LL YJT SCA/- FZOMSU-SD 48SML 15m
7268661	LL YJT SCA/- FZOMSU-SD 48SML 25m
7268662	LL YJT SCA/- FZOMSU-SD 48SML 35m
7268663	LL YJT SCA/- FZOMSU-SD 48SML 50m

LL YJT	
FZOMSU-SD indoor-outdoor cable (orange)	
Identification code	Product name
LC-UPC	
7264343	LL YJT LC/- FZOMSU-SD 12SML 15m
7264344	LL YJT LC/- FZOMSU-SD 12SML 25m
7264345	LL YJT LC/- FZOMSU-SD 12SML 35m
7264346	LL YJT LC/- FZOMSU-SD 12SML 50m
7264335	LL YJT LC/- FZOMSU-SD 24SML 15m
7264336	LL YJT LC/- FZOMSU-SD 24SML 25m
7264337	LL YJT LC/- FZOMSU-SD 24SML 35m
7264338	LL YJT LC/- FZOMSU-SD 24SML 50m
7264339	LL YJT LC/- FZOMSU-SD 48SML 15m
7264340	LL YJT LC/- FZOMSU-SD 48SML 25m
7264341	LL YJT LC/- FZOMSU-SD 48SML 35m
7264342	LL YJT LC/- FZOMSU-SD 48SML 50m
7268664	LL YJT LC/- FZOMSU-SD 96SML 15m
7268665	LL YJT LC/- FZOMSU-SD 96SML 25m
7268666	LL YJT LC/- FZOMSU-SD 96SML 35m
7268667	LL YJT LC/- FZOMSU-SD 96SML 50m
LC-APC	
7268668	LL YJT LCA/- FZOMSU-SD 12SML 15m
7268669	LL YJT LCA/- FZOMSU-SD 12SML 25m
7268670	LL YJT LCA/- FZOMSU-SD 12SML 35m
7268671	LL YJT LCA/- FZOMSU-SD 12SML 50m
7268672	LL YJT LCA/- FZOMSU-SD 24SML 15m
7268673	LL YJT LCA/- FZOMSU-SD 24SML 25m
7268674	LL YJT LCA/- FZOMSU-SD 24SML 35m
7268675	LL YJT LCA/- FZOMSU-SD 24SML 50m
7268676	LL YJT LCA/- FZOMSU-SD 48SML 15m
7268677	LL YJT LCA/- FZOMSU-SD 48SML 25m
7268678	LL YJT LCA/- FZOMSU-SD 48SML 35m
7268679	LL YJT LCA/- FZOMSU-SD 48SML 50m
7268680	LL YJT LCA/- FZOMSU-SD 96SML 15m
7268681	LL YJT LCA/- FZOMSU-SD 96SML 25m
7268682	LL YJT LCA/- FZOMSU-SD 96SML 35m
7268683	LL YJT LCA/- FZOMSU-SD 96SML 50m

LL YJT	
Casings, LL with pigtails and splitters	
Identification code	Product name
7264118	LL-kotelo matala 24LC
7264119	LL-kotelo korkea 48LC
SC-UPC	
7264123	LL YJT SC/- 12SMT 3.5m
7264124	LL YJT SC/- 24SMT 3.5m
7268642	LL YJT SC/- 48SMT 3.5m
SC-APC	
7264266	LL YJT SCA/- 12SMT 3.5m
7264269	LL YJT SCA/- 24SMT 3.5m
7268643	LL YJT SCA/- 48SMT 3.5m
LC-UPC	
7264328	LL YJT LC/- 12SMT 3.5m
7264329	LL YJT LC/- 24SMT 3.5m
7268644	LL YJT LC/- 48SMT 3.5m
LC-APC	
7268645	LL YJT LCA/- 12SMT 3.5m
7268646	LL YJT LCA/- 24SMT 3.5m
7268647	LL YJT LCA/- 48SMT 3.5m
Splitters	
7263141	LL YJT 1X2 SCA
7263142	LL YJT 1X4 SCA
7263143	LL YJT 1X8 SCA

YJT and ODF 3x8 / 4x6

YJT and ODF 3x8 / 4x6

LL YJT	
HBBX indoor-outdoor cable (black)	
Identification code	Product name
SC-UPC	
7268684	LL YJT SC/- HBBX 12SML 15m
7268685	LL YJT SC/- HBBX 12SML 25m
7268686	LL YJT SC/- HBBX 12SML 35m
7268687	LL YJT SC/- HBBX 12SML 50m
7264484	LL YJT SC/- HBBX 24SML 15m
7264485	LL YJT SC/- HBBX 24SML 25m
7264486	LL YJT SC/- HBBX 24SML 35m
7264487	LL YJT SC/- HBBX 24SML 50m
7264488	LL YJT SC/- HBBX 48SML 15m
7264489	LL YJT SC/- HBBX 48SML 25m
7264490	LL YJT SC/- HBBX 48SML 35m
7264491	LL YJT SC/- HBBX 48SML 50m
SC-APC	
7268688	LL YJT SCA/- HBBX 12SML 15m
7268689	LL YJT SCA/- HBBX 12SML 25m
7268690	LL YJT SCA/- HBBX 12SML 35m
7268691	LL YJT SCA/- HBBX 12SML 50m
7268692	LL YJT SCA/- HBBX 24SML 15m
7268693	LL YJT SCA/- HBBX 24SML 25m
7268694	LL YJT SCA/- HBBX 24SML 35m
7268695	LL YJT SCA/- HBBX 24SML 50m
7268696	LL YJT SCA/- HBBX 48SML 15m
7268697	LL YJT SCA/- HBBX 48SML 25m
7268698	LL YJT SCA/- HBBX 48SML 35m
7268699	LL YJT SCA/- HBBX 48SML 50m

LL YJT	
HBBX indoor-outdoor cable (black)	
Identification code	Product name
LC-UPC	
7268359	LL YJT LC/- HBBX 12SML 15m
7268400	LL YJT LC/- HBBX 12SML 25m
7268401	LL YJT LC/- HBBX 12SML 35m
7268402	LL YJT LC/- HBBX 12SML 50m
7264476	LL YJT LC/- HBBX 24SML 15m
7264477	LL YJT LC/- HBBX 24SML 25m
7264478	LL YJT LC/- HBBX 24SML 35m
7264479	LL YJT LC/- HBBX 24SML 50m
7264480	LL YJT LC/- HBBX 48SML 15m
7264481	LL YJT LC/- HBBX 48SML 25m
7264482	LL YJT LC/- HBBX 48SML 35m
7264483	LL YJT LC/- HBBX 48SML 50m
7268403	LL YJT LC/- HBBX 96SML 15m
7268404	LL YJT LC/- HBBX 96SML 25m
7268405	LL YJT LC/- HBBX 96SML 35m
7268406	LL YJT LC/- HBBX 96SML 50m
LC-APC	
7268407	LL YJT LCA/- HBBX 12SML 15m
7268408	LL YJT LCA/- HBBX 12SML 25m
7268409	LL YJT LCA/- HBBX 12SML 35m
7268410	LL YJT LCA/- HBBX 12SML 50m
7268411	LL YJT LCA/- HBBX 24SML 15m
7268412	LL YJT LCA/- HBBX 24SML 25m
7268413	LL YJT LCA/- HBBX 24SML 35m
7268414	LL YJT LCA/- HBBX 24SML 50m
7268415	LL YJT LCA/- HBBX 48SML 15m
7268416	LL YJT LCA/- HBBX 48SML 25m
7268417	LL YJT LCA/- HBBX 48SML 35m
7268418	LL YJT LCA/- HBBX 48SML 50m
7268419	LL YJT LCA/- HBBX 96SML 15m
7268420	LL YJT LCA/- HBBX 96SML 25m
7268421	LL YJT LCA/- HBBX 96SML 35m
7268422	LL YJT LCA/- HBBX 96SML 50m

ODF 3x8 / 4x6

We manufacture preinstalled casings for TT-192 (3x8) and TT-120 (4x6) frames. The casings can be preinstalled with pigtails, cables or splitters. The maximum number of connectors in the casing is 24 with SC connectors and 48 with LC connectors.

LC connectors can only be installed into TT-192 frame with its own front frame (ODF 3x16). That is due to lack of space in 3x8 casing for LC connectors trigger to work properly.

The same cables are used in ODF 3x8 and 4x6 casings as it is with LL-casings. The cables and lengths in stock are listed below in the tables as well as Identification codes and Product names.

ODF 3X8	
FZOMSU-SD indoor-outdoor cable (orange)	
Identification code	Product name
SC-UPC	
7262087	ODF SC 3x8/- FZOMSU-SD 12SML 15m
7262088	ODF SC 3x8/- FZOMSU-SD 12SML 25m
7262089	ODF SC 3x8/- FZOMSU-SD 12SML 35m
7264495	ODF SC 3x8/- FZOMSU-SD 12SML 50m
7262095	ODF SC 3x8/- FZOMSU-SD 24SML 15m
7262096	ODF SC 3x8/- FZOMSU-SD 24SML 25m
7262097	ODF SC 3x8/- FZOMSU-SD 24SML 35m
7262098	ODF SC 3x8/- FZOMSU-SD 24SML 50m
SC-APC	
7268385	ODF SCA 3x8/- FZOMSU-SD 12SML 15m
7268386	ODF SCA 3x8/- FZOMSU-SD 12SML 25m
7268387	ODF SCA 3x8/- FZOMSU-SD 12SML 35m
7268388	ODF SCA 3x8/- FZOMSU-SD 12SML 50m
7268393	ODF SCA 3x8/- FZOMSU-SD 24SML 15m
7268394	ODF SCA 3x8/- FZOMSU-SD 24SML 25m
7268395	ODF SCA 3x8/- FZOMSU-SD 24SML 35m
7268396	ODF SCA 3x8/- FZOMSU-SD 24SML 50m
HBBX indoor-outdoor cable (black)	
Id. code	Product name
SC-UPC	
7262063	ODF SC 3x8/- HBBX 12SML 15m
7262064	ODF SC 3x8/- HBBX 12SML 25m
7262065	ODF SC 3x8/- HBBX 12SML 35m
7262066	ODF SC 3x8/- HBBX 12SML 50m
7262071	ODF SC 3x8/- HBBX 24SML 15m
7262072	ODF SC 3x8/- HBBX 24SML 25m
7262073	ODF SC 3x8/- HBBX 24SML 35m
7262074	ODF SC 3x8/- HBBX 24SML 50m
SC-APC	
7268626	ODF SCA 3x8/- HBBX 12SML 15m
7268627	ODF SCA 3x8/- HBBX 12SML 25m
7268628	ODF SCA 3x8/- HBBX 12SML 35m
7268629	ODF SCA 3x8/- HBBX 12SML 50m
7268634	ODF SCA 3x8/- HBBX 24SML 15m
7268635	ODF SCA 3x8/- HBBX 24SML 25m
7268636	ODF SCA 3x8/- HBBX 24SML 35m
7268637	ODF SCA 3x8/- HBBX 24SML 50m

ODF 4X6	
FZOMSU-SD indoor-outdoor cable (orange)	
Identification code	Product name
SC-UPC	
7262091	ODF SC 4x6/- FZOMSU-SD 12SML 15m
7262092	ODF SC 4x6/- FZOMSU-SD 12SML 25m
7262093	ODF SC 4x6/- FZOMSU-SD 12SML 35m
7262094	ODF SC 4x6/- FZOMSU-SD 12SML 50m
7262100	ODF SC 4x6/- FZOMSU-SD 24SML 15m
7262101	ODF SC 4x6/- FZOMSU-SD 24SML 25m
7262102	ODF SC 4x6/- FZOMSU-SD 24SML 35m
7262103	ODF SC 4x6/- FZOMSU-SD 24SML 50m
SC-APC	
7268389	ODF SCA 4x6/- FZOMSU-SD 12SML 15m
7268390	ODF SCA 4x6/- FZOMSU-SD 12SML 25m
7268391	ODF SCA 4x6/- FZOMSU-SD 12SML 35m
7268392	ODF SCA 4x6/- FZOMSU-SD 12SML 50m
7268397	ODF SCA 4x6/- FZOMSU-SD 24SML 15m
7268398	ODF SCA 4x6/- FZOMSU-SD 24SML 25m
7268399	ODF SCA 4x6/- FZOMSU-SD 24SML 35m
7268621	ODF SCA 4x6/- FZOMSU-SD 24SML 50m
HBBX indoor-outdoor cable (black)	
Id. code	Product name
SC-UPC	
7262067	ODF SC 4x6/- HBBX 12SML 15m
7262068	ODF SC 4x6/- HBBX 12SML 25m
7262069	ODF SC 4x6/- HBBX 12SML 35m
7262070	ODF SC 4x6/- HBBX 12SML 50m
7262075	ODF SC 4x6/- HBBX 24SML 15m
7262076	ODF SC 4x6/- HBBX 24SML 25m
7262077	ODF SC 4x6/- HBBX 24SML 35m
7262078	ODF SC 4x6/- HBBX 24SML 50m
SC-APC	
7268630	ODF SCA 4x6/- HBBX 12SML 15m
7268631	ODF SCA 4x6/- HBBX 12SML 25m
7268632	ODF SCA 4x6/- HBBX 12SML 35m
7268633	ODF SCA 4x6/- HBBX 12SML 50m
7268638	ODF SCA 4x6/- HBBX 24SML 15m
7268639	ODF SCA 4x6/- HBBX 24SML 25m
7268640	ODF SCA 4x6/- HBBX 24SML 35m
7268641	ODF SCA 4x6/- HBBX 24SML 50m

ODF 3X16	
FZOMSU-SD indoor-outdoor cable (orange)	
Identification code	Product name
LC-UPC	
7264308	ODF 3x16 LC/- FZOMSU-SD 48SML 15m
7264309	ODF 3x16 LC/- FZOMSU-SD 48SML 25m
7264310	ODF 3x16 LC/- FZOMSU-SD 48SML 35m
7264311	ODF 3x16 LC/- FZOMSU-SD 48SML 50m
LC-APC	
7268622	ODF 3x16 LCA/- FZOMSU-SD 48SML 15m
7268623	ODF 3x16 LCA/- FZOMSU-SD 48SML 25m
7268624	ODF 3x16 LCA/- FZOMSU-SD 48SML 35m
7268625	ODF 3x16 LCA/- FZOMSU-SD 48SML 50m
HBBX indoor-outdoor cable (black)	
Id. code	Product name
LC-UPC	
7264262	ODF 3x16 LC/- HBBX 48SML 15m
7264263	ODF 3x16 LC/- HBBX 48SML 25m
7264264	ODF 3x16 LC/- HBBX 48SML 35m
7264265	ODF 3x16 LC/- HBBX 48SML 50m
LC-APC	
7264500	ODF 3x16 LCA/- HBBX 48SML 15m
7264501	ODF 3x16 LCA/- HBBX 48SML 25m
7264502	ODF 3x16 LCA/- HBBX 48SML 35m
7264503	ODF 3x16 LCA/- HBBX 48SML 50m

YJT ja ODF 3x8 / 4x6

SPLITTERS

We have PLC splitters in stock with (SC-APC and LC-APC) and without connectors. Each has 900µm fibers with the length of 1.5m. Split ratios are from 1x2 to 1x64 . The specs for the splitters can be found at the end of the product catalogue.

Via us you can also purchase splitters with two inputs. Our 19” panel is designed with this option in mind.

Beneath are the Identification codes for the splitters in stock. For more information on preinstalled splitters you can find on the pages dedicated for different types of casings.

Splitters, CWDM, GPON...

PLC splitters	
1x2	
Identification code	Product
WITHOUT CONNECTORS	
7262635	PLC Splitter 1x2
7262298	PLC Splitter 1x4
7262299	PLC Splitter 1x8
7262392	PLC Splitter 1x16
7262393	PLC Splitter 1x32
7262394	PLC Splitter 1x64
7269316	Splice tray casing 1:16
7269317	Splice tray casing 1:32
SC-APC	
7262643	PLC Splitter 1x2 SCA
7264098	PLC Splitter 1x4 SCA
7264099	PLC Splitter 1x8 SCA
7264294	PLC Splitter 1x16 SCA
7264295	PLC Splitter 1x32 SCA
7262634	PLC Splitter 1x64 SCA
LC-APC	
7262632	PLC Splitter 1x2 LCA
7262139	PLC Splitter 1x4 LCA
7262198	PLC Splitter 1x8 LCA
7262199	PLC Splitter 1x16 LCA
7262799	PLC Splitter 1x32 LCA
7262633	PLC Splitter 1x64 LCA

PLC splitters	
2x2	
Identification code	Product
WITHOUT CONNECTORS	
7268423	PLC Splitter 2x2
7262636	PLC Splitter 2x4
7262637	PLC Splitter 2x8
7262638	PLC Splitter 2x16
7262639	PLC Splitter 2x32
SC-APC	
7262640	PLC Splitter 2x4 SCA
7262641	PLC Splitter 2x8 SCA
7262642	PLC Splitter 2x16 SCA
7268304	PLC Splitter 2x32 SCA
LC-APC	
7268305	PLC Splitter 2x4 LCA
7268306	PLC Splitter 2x8 LCA
7268307	PLC Splitter 2x16 LCA
7268308	PLC Splitter 2x32 LCA

CWDM

In fiber-optic communications, wavelength-division multiplexing (WDM) is a technology which multiplexes several optical carrier signals onto a single optical fiber by using different wavelengths (i.e., colours) of laser light. This technique enables bidirectional communications over one strand of fiber or fiber pair, as well as multiplication of capacity. CWDM enables the use of more channels than regular WDM. Most common CWDM modules are 8+1 and 4+1 channels.

Regularly the window for each channel is 20nm. If there is a need for narrower windows, those can be acquired.

+1 means the channel for 1310nm wavelength, in which the window is usually wider i.e. 40nm. The wavelengths used are according to ITU G.694.2 standard between 1270nm and 1610nm.

Technical infomation can be found on the dedicated Specs pages in the Product catalogue.

Module that contains both MUX and DEMUX is called a terminal. The picture bellow gives you an insight. The same module is used for both 5ch and 9ch modules.

Two of these modules can be fitted into the same frame, which can be installed to 19” rack. For NAF1000-mechanics one module fits into the frame. The height is 1U.

CWDM and WDM units	
Identification code	Product name
w/o connectors	
7416000	HWDM 1310/1550 w/o connectors
7416001	4+1ch CWDM w/o connectors
7416002	8+1ch CWDM w/o connectors
CWDM 9.5” modules	
7416012	Terminal frame 1U 19” (CWDM)
7416013	Terminal frame NAF1000 (CWDM)
7416005	Terminal CWDM 4+1+mon. SC
7416006	Terminal CWDM 8+1+mon. SC

PON-WDM

We have also PON-WDMs in stock, which are needed to build GPON-networks. Those can be installed into NAF1000 casings, 19” panels and into other casings as well.

In the picture below, you can see a panel which is specially designed for this purpose. It fits 1 to 16 PON-WDMs with SC-APC connectors.

PON-WDM 19” PANEL	
Identification code	Product name
7263116	JAKAJAPANEELI 16 PON-WDM SCA
7269313	Paneeli 19” 16 x PON-WDM SCA



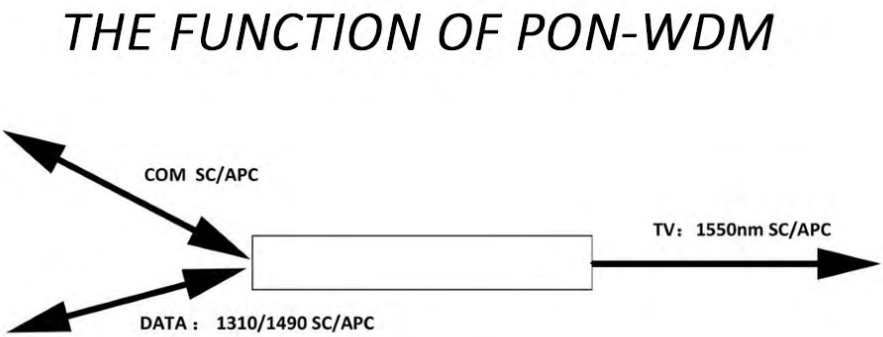

The technical information of the PON-WDMs can be found on the dedicated Specs pages.

Attenuators

Sometimes there's a need to use passive attenuator to suppress the power. For this purpose, adapter attenuators are commonly used. They are inserted directly into adapter and connector is inserted into the attenuator. Adapter attenuators model could be described as male-female. In the table below, you can find the models we hold in stock with identification codes and Product names.

Adapter attenuator SC-UPC	
Identification code	Product
7262608	SC/SC adapt.attenuator -1dB
7262609	SC/SC adapt.attenuator -2dB
7262610	SC/SC adapt.attenuator -3dB
7262611	SC/SC adapt.attenuator -4dB
7262612	SC/SC adapt.attenuator -5dB
7262613	SC/SC adapt.attenuator -10dB
7262614	SC/SC adapt.attenuator -15dB
7262615	SC/SC adapt.attenuator -20dB

Adapter attenuator SC-APC	
Identification code	Product
7262616	SCA/SCA adapt.attenuator -1dB
7262617	SCA/SCA adapt.attenuator -2dB
7262618	SCA/SCA adapt.attenuator -3dB
7262619	SCA/SCA adapt.attenuator -4dB
7262620	SCA/SCA adapt.attenuator -5dB
7262621	SCA/SCA adapt.attenuator -10dB
7262622	SCA/SCA adapt.attenuator -15dB
7262623	SCA/SCA adapt.attenuator -20dB

Splitters, CWDM, GPON...



Adapter attenuator LC-UPC	
Identification code	Product
7262600	LC/LC adapt.attenuator -1dB
7262601	LC/LC adapt.attenuator -2dB
7262602	LC/LC adapt.attenuator -3dB
7262603	LC/LC adapt.attenuator -4dB
7262604	LC/LC adapt.attenuator -5dB
7262605	LC/LC adapt.attenuator -10dB
7262606	LC/LC adapt.attenuator -15dB
7262607	LC/LC adapt.attenuator -20dB

Adapter attenuator LC-APC	
Identification code	Product
7269012	LCA/LCA adapt.attenuator -1dB
7269013	LCA/LCA adapt.attenuator -3dB
7269014	LCA/LCA adapt.attenuator -5dB
7269015	LCA/LCA adapt.attenuator -10dB
7269016	LCA/LCA adapt.attenuator -15dB

Adapter attenuator FC-APC	
Identification code	Product
7262624	FCA/FCA adapt.attenuator -1dB
7262625	FCA/FCA adapt.attenuator -2dB
7262626	FCA/FCA adapt.attenuator -3dB
7262627	FCA/FCA adapt.attenuator -4dB
7262628	FCA/FCA adapt.attenuator -5dB
7262629	FCA/FCA adapt.attenuator -10dB
7262630	FCA/FCA adapt.attenuator -15dB
7262631	FCA/FCA adapt.attenuator -20dB

FTTH

Fiber-To-The-Home (FTTH)

The ever-growing need for communication sets harder and harder requirements for telecommunication services. The most reliable way to ensure that there is enough bandwidth and stability in the network for end-users, is to use optical fibers.

Naficon provides excellent solutions for building such a network.

Termination boxes for premises

In our selection you can find both metallic and plastic termination boxes to be installed inside the premises. The boxes are available empty, with pigtails preinstalled or with a white indoor-/outdoor cable (FTMSU) preinstalled. The length of the cable can be customized to needs, but the length in stock is 5, 15 and 30m.

Plastic Termination Boxes

NAF SPK kuiturasia

- Identification code 7264899
- Plastic indoor termination box for 2 to 4 fibers
- External dimensions 115x85x20mm (HxWxD)
- Colour is white
- Alternatives for adapters: SC duplex / LC quattro. There are also similar casings available for SC simplex / LC duplex on request.
- Inlet for cables are located on both sides and in the front
- There is a turning see-through cover protecting adapters and patch cords

NAF SPK kuituboksi

- Identification code 7263182
- External dimensions 105x82x24mm (HxWxD)
- Inlet for cables from above or below
- Plastic indoor termination box for 2 (SC) to 4 (LC) fibers
- There is a possibility to install 2 SC-simplex or LC-duplex adapters

NAF SPK pohjalevy

- Identification code 7269284
- 7264899 ja 7263182 compatible mounting plate.
- The box is fixed from the bottom to the mounting plate during installation, after which the wall mounting can be done from the outside. Reduces installation accidents on fibers.
- Height 6,8 mm
- After the fibers are installed into the box, either spliced or preinstalled, there is no need to open the cover when attaching the box to the wall.

NAF SPK kuiturasia leveä

- Identification code 7268301
- Plastic indoor termination box
- External dimensions 80x120x20mm (HxWxD)
- Colour is white
- There is a possibility to install 1 or 2 SC-simplex or LC-duplex adapters, 1 or 2 SC-duplex or LC-quattro adapters
- Inlets for cables are located on both sides and in the front

NAF SPK LCA/- 4SMT

- Identification code 7268303
- Plastic indoor termination box with 4 LC-APC SM pigtails preinstalled.
- Casings Identification code is 7264899

NAF SPK LCA/- 4SMT

- Identification code 7268302
- Plastic indoor termination box with 4 LC-APC SM pigtails preinstalled.
- Casings Identification code is 7268301

NAF SPK SCA/- FTMSU 1SMT 5m

- Identification code 7263220
- Plastic indoor termination box with 1 SC-APC connector preinstalled. The connector is ready-assebled to a 5m indoor-outdoor cable.
- External dimensions 115x85x20mm (HxWxD)
- Colour is white
- Inlets for cables are located on both sides and in the front
- There is a turning see-through cover protecting adapters and patch cords.
- The cable is white with 4 SM fibers. For indoor-outdoor use (LSZH).
- The three unused fibers are uncut inside the box.
- Available in any length.

NAF SPK SCA/- FTMSU 2SMT 30m

- Identification code 7264893
- Plastic indoor termination box (7264899) with 2 SC-APC connectors preinstalled. The connectors are ready-assebled to a 30m indoor-outdoor cable.
- External dimensions 115x85x20mm (HxWxD)
- Colour is white
- Inlets for cables are located on both sides and in the front
- There is a turning see-through cover protecting adapters and patch cords.
- The cable is white with 4 SM fibers. For indoor-outdoor use (LSZH).
- The two unused fibers are uncut inside the box.
- Available in any length.

Identification code	Product name
CONNECTORS SC-APC	
WITH PIGTAILS	
7268342	NAF SPK SCA/- 2SMT 1.5m
WITH PREINSTALLED CABLES	
7263220	NAF SPK SCA/- FTMSU 1SMT 5m
7269295	NAF SPK SCA/- FTMSU 2SMT 10m
7264893	NAF SPK SCA/- FTMSU 2SMT 30m
7268358	NAF SPK SCA/- FTMSU 2SMT 60m
7264890	NAF SPK SCA/- FTMSU 2SMT 30m leveä

NAF SPK LCA/- FTMSU 2SMT 30m

- Identification code 7264892
- Plastic indoor termination box with 2 LC-APC connectors preinstalled. The connectors are ready-assebled to a 30m in-door-outdoor cable.
- External dimensions 115x85x20mm (HxWxD)
- Colour is white
- Inlets for cables are located on both sides and in the front
- There is a turning see-through cover protecting adapters and patch cords.
- The cable is white with 4 SM fibers. For indoor-outdoor use (LSZH).
- The two unused fibers are uncut inside the box.
- Available in any length.

Identification code	Product name
CONNECTORS LC-APC	
WITH PIGTAILS	
7268302	NAF SPK LCA/- 4SMT 1.5m leveä
7268303	NAF SPK LCA/- 4SMT 1.5m
WITH PREINSTALLED CABLES	
7263244	NAF SPK LCA/- FTMSU 2SMT 10m
7268341	NAF SPK LCA/- FTMSU 2SMT 25m
7264892	NAF SPK LCA/- FTMSU 2SMT 30m
7269320	NAF SPK LCA/- FTMSU 2SMT 60m
7263318	NAF SPK LCA/- FTMSU 4SMT 30m

Identification code	Product name
CONNECTORS LC-UPC	
WITH PREINSTALLED CABLES	
7263209	NAF SPK LC/- FTMSU 2SMT 10m
7263178	NAF SPK LC/- FTMSU 2SMT 30m
7263232	NAF SPK LC/- FTMSU 2SMT 50m

NAF SPK SC+SCA/- FTMSU 4SMT 30m

- Identification code 7268336
- Plastic indoor termination box (7263182) with 1 SC-UPC connector and 1 SC-APC connector preinstalled. The connectors are ready-assebled to a 30m indoor-outdoor cable.
- The cable is white with 4 SM fibers. For indoor-outdoor use (LSZH).
- The two unused fibers are uncut inside the box.
- Available in any length.

FIBER+CAT6 READY ASEMBELED CABLES

- Plastic indoor temination box with pre-installed hybrid cable.
- There are four single mode fibers and one unshielded Cat6 copper cable in the hybrid cable.
- There are 4 APC connectors and 1 terminated RJ45 keystone connector pre-installed.

Hb-rasia 4LCA+RJ45

Identification code	Product name
LC-APC	
7268488	Hb-rasia 4LCA+RJ45/- C6UTP+4SMT HF 20m
7268489	Hb-rasia 4LCA+RJ45/- C6UTP+4SMT HF 25m
7268490	Hb-rasia 4LCA+RJ45/- C6UTP+4SMT HF 30m
7268491	Hb-rasia 4LCA+RJ45/- C6UTP+4SMT HF 35m
7268492	Hb-rasia 4LCA+RJ45/- C6UTP+4SMT HF 40m
7268493	Hb-rasia 4LCA+RJ45/- C6UTP+4SMT HF 45m
7268494	Hb-rasia 4LCA+RJ45/- C6UTP+4SMT HF 50m
7268495	Hb-rasia 4LCA+RJ45/- C6UTP+4SMT HF 55m

Hb-rasia 4SCA+RJ45

Identification code	Product name
SC-APC	
7268496	Hb-rasia 4SCA+RJ45/- C6UTP+4SMT HF 20m
7268497	Hb-rasia 4SCA+RJ45/- C6UTP+4SMT HF 25m
7268498	Hb-rasia 4SCA+RJ45/- C6UTP+4SMT HF 30m
7268499	Hb-rasia 4SCA+RJ45/- C6UTP+4SMT HF 35m
7263103	Hb-rasia 4SCA+RJ45/- C6UTP+4SMT HF 40m
7263102	Hb-rasia 4SCA+RJ45/- C6UTP+4SMT HF 45m
7263100	Hb-rasia 4SCA+RJ45/- C6UTP+4SMT HF 50m
7263101	Hb-rasia 4SCA+RJ45/- C6UTP+4SMT HF 55m

NAF 6 SCA/- FTMSU 6SMT 30m

- Identification code 7263174
- Plastic indoor termination box with 6 SC-APC connectors preinstalled. The connectors are ready-assebled to a 30m in-door-outdoor cable.
- Mounting options both inside and outside the box.

FTTH and Enclosures

Metallic Termination Boxes

PK LC/- FZOMSU-SD 24SML 30m

- Identification code 7263320
- Termination box with pre-installed 24-fibre indoor-outdoor cable with LC/UPC connectors, length 30m. One end is without connectors.
- External dimensions of the casing: 260x110x44mm, (HxWxD)

Minipanel LCA/- HBBX 24SML 5m

- Identification code 7269329
- A preinstalled module that is attached with hooks to a splice tray holder. Ready made indoor- outdoor cable with 24 SM fibers and LC/APC connectors. The other end is without connectors. Length 5m.

NAF Talopäätekotelo

- Identification code 7264840
- External dimensions 140x120x40mm (HxWxD)
- Metallic indoor termination box
- Shielded inside the box you can find places for adapters, 4 SC-simplex or LC-duplex
- Cable inlets are located at the bottom (2) and at the top and at the rear.
- The package includes: The box with adapter and grounding plates, one cable gland M20, splice holder for 12 fibers, one rubber grommet and cable ties and screws to lock the cable in place
- At the bottom and on the right side there are grooves for patch cords
- Can be used as a splice closure when adapter-plate is removed. The identification code for such a splice closure is 7264858

NAF jatkoskotelo

- Identification code 7264858
- External dimensions 140x120x40mm (HxWxD)
- Metallic indoor splice closure with capasity for 24 splices.
- The package includes: grounding plate, two cable glands M20, two splice holders for 12 fibers, cable ties and screws to lock the cable in place

NAF Päätekotelo 2/4

- Identification code 7269276
- External dimensions 100x100x40mm (HxWxD)
- Metallic indoor termination box with adapter slots at the bottom for two SC or four LC connectors.
- Cable inlet is at the rear of the enclosure. Only for metal-free cables, since there is no grounding plate.
- The package includes: Spliice holder for 12 fibers and cable ties to lock the cable in place.

NAF Päätekotelo 4/8



- Identification code 7264874
- External dimensions 100x100x40mm (HxWxD)
- Metallic indoor termination box with adapter slots at the bottom for four SC-simplex or LC-duplex adapters
- Cable inlet at the bottom or at the rear
- The package includes: The box with grounding plates, one cable gland M20, splice holder for 12 fibers, screws to lock the cable in place and fiber guides.
- The colour is white

NAF Päätekotelo 6/12

- Identification code 7269277
- External dimensions 140x145x40mm, (HxWxD)
- Metallic indoor termination box with adapter slots at the bottom for six SC-simplex or LC-duplex adapters
- Two cable inputs at the bottom, one at the top and one at the rear
- There are securing loops for attaching more rigid cables at the rear
- The package includes: The box with grounding plates, one cable gland M20, splice holder for 12 fibers, one rubber grommet and cable ties and screws to lock the cable in place.

NAF Päätekotelo 12/24

- Identification code 7269278
- External dimensions 142x137x52mm, (HxWxD)
- Metallic indoor termination box with adapter slots for six SC-duplex or LC-quattro adapters on two sides
- Two cable inputs at the bottom
- The package includes: The box with grounding plates, one cable gland M25, splice holder for 12 fibers and splice holder for 24 fibers, one rubber grommet, grounding plate and cable ties and screws to lock the cable in place. Fiber guides and six cover plugs for SC-duplex apertures.
- Can be used as a splice closure
- Colour white
- DIN-rail holder is available as an accessory

As it was said earlier, all these termination boxes are available with preinstalled pigtails or with preinstalled cables. Below are the identification codes and names for preinstalled metallic termination boxes.

TERMINATION BOXES	
Metallic	
Identification code	Product
7264895	NAF 2 SC talopäätekotelo
7264888	NAF 2 SCA talopäätekotelo
7264889	NAF 2 LCA talopäätekotelo
7264896	NAF SC+SCA talopäätekotelo
7263317	NAF päätekotelo 4/8 2SC
7264875	NAF päätekotelo 4/8 2SCA
7268481	NAF päätekotelo 4/8 4SCA

Outdoor boxes

NAF ulkopäätekotelo

- Identification code 7264872
- External dimensions 176x126x76mm (HxWxD)
- Plastic splice closure
- The purpose of this casing is to allow cable type to be changed to another, for example direct buried cable to an indoor-/ outdoor cable
- IP67
- The colour is gray
- The basic package includes: Grounding plate installed in place, four rubber grommets, two at the bottom and two on the front edge, one cable gland M20 and splice holder for 12 fibers, cable ties and clamp

NAF ulkopäätekotelo adap.levy

- Identification code 7263183
- External dimensions 176x126x76mm (HxWxD)
- Plastic splice closure
- The purpose of this casing is to allow cable type to be changed to another, for example direct buried cable to an indoor-/ outdoor cable
- IP67
- The colour is gray
- Adapter plate, which has places for 4 SC or 8 LC connectors
- The basic package includes: Grounding plate installed in place, four rubber grommets, two at the bottom and two on the front edge, one cable gland M20 and splice holder for 12 fibers, cable ties and clamp

Lukollinen päätekotelo

- Identification code 7263108
- Termination box with a lock
- External dimensions 212x144x42mm (HxWxD)
- White plastic box, IP65, is treated with flame retardant substance
- Splice tray is located inside the box
- One inlet for cable
- Four outlets for cables, with the maximum diameter of 8mm

FTTH packages

NAF UPK + SPK SCA/- FTMSU 2SMT

- FTTF package, which includes the following products:
  - NAF ulkopäätekotelo 7264872
  - Plastic indoor termination box (7264899) with 2 SC-APC connectors preinstalled. The connectors are ready-assebled to a indoor-outdoor cable. The two unused fibers are uncut inside the box.
- The other end is to be spliced.
- Below are the Identification codes for different cable lengths:

Identification code	Product
7263217	NAF UPK + SPK SCA/- FTMSU 2SMT 5m
7263216	NAF UPK + SPK SCA/- FTMSU 2SMT 15m
7263237	NAF UPK + SPK SCA/- FTMSU 2SMT 30m

Talopäätepaketti

- Identification code 7268339
- The package includes the following products: 7264872 1pc (NAF ulkopäätekotelo), 7268336 1pc (NAF SPK SC+SCA/- FTMSU 4SMT 30m), 7268335 1pc (SC/SC FMS 1SMT 1m W) and 7268334 1pc (SCA/SCA FMS 1SMT 1m W)
- The outdoor cable is changed to a more suitable indoor-outdoor cable. Termination box is installed to a place where it's most convenient. White patch cords are connected to fiber router or to another active device.

NAF UPK LCA/- 2SMT 1.5m + SPK SCA/LCA FTMSU 2SMT

- FTTH package which includes the following products:

* NAF Outdoor Termination Box (7263183), with 2 preinstalled LC-APC pigtails (7264594) .

* FTMSU 4SMT cable, with two fibers terminated. On one end LC-APC connectors are inside a protective tube. The other end has two SC-APC connectors. SCA-connectors are preinstalled into NAF SPK (7264899) casing.

- The Identification codes for different cable lengths:

Identification code	Product
7263239	NAF UPK LCA/- 2SMT 1,5m + SPK SCA/LCA FTMSU 2SMT 5m
7269296	NAF UPK LCA/- 2SMT 1,5m + SPK SCA/LCA FTMSU 2SMT 15m
7263238	NAF UPK LCA/- 2SMT 1,5m + SPK SCA/LCA FTMSU 2SMT 30m

NAF ulkopäätekotelopaketti

- Identification code 7263339
- FTTH package, which includes the following products:

* NAF ulkopäätekotelo adap.levy (7263183)
* 1 pc pigtail SC/- 1SMT 1,5m (7262034)
* 1 pc pigtail SCA/ 1SMT 1,5m (7262254)
* 1 pc adapter SC/SC simplex (7268991)
* 1 pc adapter SCA/SCA simplex (7268997)

NAF ONT enclosures

NAF päätelaitekotelo

- Identification code 7263321
- External dimensions 260x227x70mm (HxWxD)
- An enclosure in which you can place Optical Network Terminal (ONT) and the cables.
- At the top of the base plate there is a liftable adapter plate for two SC-simplex adapters.
- Colour white, material steel.
- For indoor use
- Weight 1.5kg

NAF päätelaitekotelo WiFi

- Identification code: 7263323
- External dimensions (HxWxD): 282x280x70
- The cover is made of white polycarbonate, which enables good wifi signal quality.
- The frame is made of steel
- For indoor use
- At the top of the base plate there is a place for Teleste's RT1100 signal converter. At the side of the base plate there is a liftable adapter plate for two SC-simplex adapters.
- In the middle of the lower edge of the housing there is an opening for a cable chute.
- The lid is fastened with a finger screw, making it easy to open when it becomes necessary to add, for example, CAT cables
- ONT nor signal converter are not included

FTTA (Fiber To The Antenna)

At the moment we can provide preinstalled trunk cables and jumper cables for radios.

Trunk cables

Trunk cables are available with 12 or 24 SM and OM3 fibers. One end is preinstalled into a casing. There are two cable glands on the side of the casing, with 6x6mm openings. This means that 12 jumper cables can be connected to it. The external dimensions of the casing are 255x180x92mm, and it is IP68 rated.

The other end is inside a protective tube for installation. The fibers of both ends are colour coded and numbered, so the corresponding pair is easy to find.

There is a 19” panel with adapters for the other end included with SM products. The panel needs to be separately ordered for OM3 products.

There are identification codes available for the most common lengths of 12 and 24 fiber SM products and 12 fiber OM3 products.

Trunk cables 12-FIBERS, SM		
Identification	Product	Length
7263324	MK/PAN LC FXMSU 12SML	20 m
7263325	MK/PAN LC FXMSU 12SML	30 m
7263326	MK/PAN LC FXMSU 12SML	40 m
7263276	MK/PAN LC FXMSU 12SML	50 m
7263277	MK/PAN LC FXMSU 12SML	75 m
7263278	MK/PAN LC FXMSU 12SML	100 m
7263284	MK/PAN LC FXMSU 12SML	125 m
7263285	MK/PAN LC FXMSU 12SML	150 m
7263286	MK/PAN LC FXMSU 12SML	200 m



Trunk cables 24-FIBERS, SM		
Identification	Product	Length
7263327	MK/PAN LC FXMSU 24SML	20 m
7263328	MK/PAN LC FXMSU 24SML	30 m
7263329	MK/PAN LC FXMSU 24SML	40 m
7263294	MK/PAN LC FXMSU 24SML	50 m
7263295	MK/PAN LC FXMSU 24SML	75 m
7263296	MK/PAN LC FXMSU 24SML	100 m
7263297	MK/PAN LC FXMSU 24SML	125 m
7263299	MK/PAN LC FXMSU 24SML	150 m
7263305	MK/PAN LC FXMSU 24SML	200 m

Trunk cables 12-FIBERS, OM3		
Identification	Product	Length
7264802	MK LC/LC FYORMU 12OM3L	30 m
7264803	MK LC/LC FYORMU 12OM3L	50 m
7264804	MK LC/LC FYORMU 12OM3L	75 m
7264805	MK LC/LC FYORMU 12OM3L	100 m
7264806	MK LC/LC FYORMU 12OM3L	150 m
7264807	MK LC/LC FYORMU 12OM3L	200 m

Jumper cables

Jumpers are available with NSN flex rubbers. The rubber can be at both ends or at one end. We have SM jumpers of different length in stock. We don't hold OM3 jumpers in stock at the moment.

In the table you can find Identification codes for the jumpers.

Jumper cables, OM3 NSN flex rubber on both ends		
Identification code	Product name	Length
7263111	LC flex rubber/ LC flex rubber OM3	2m
7263112	LC flex rubber/ LC flex rubber OM3	3m
7263113	LC flex rubber/ LC flex rubber OM3	5m
7263124	LC flex rubber/ LC flex rubber OM3	10m
7263125	LC flex rubber/ LC flex rubber OM3	20m
7263126	LC flex rubber/ LC flex rubber OM3	30m
7263127	LC flex rubber/ LC flex rubber OM3	40m
7263128	LC flex rubber/ LC flex rubber OM3	50m
7263129	LC flex rubber/ LC flex rubber OM3	75m
7263130	LC flex rubber/ LC flex rubber OM3	100m

Jumper cables, SM NSN flex rubber on both ends		
Identification code	Product name	Length
7263109	LC flex rubber/LC flex rubber	2m
7263110	LC flex rubber/LC flex rubber	3m
7264839	LC flex rubber/LC flex rubber	5m
7264826	LC flex rubber/LC flex rubber	10m
7264841	LC flex rubber/LC flex rubber	15m
7264827	LC flex rubber/LC flex rubber	20m
7264828	LC flex rubber/LC flex rubber	30m
7264829	LC flex rubber/LC flex rubber	40m
7264830	LC flex rubber/LC flex rubber	50m
7264831	LC flex rubber/LC flex rubber	75m
7264832	LC flex rubber/LC flex rubber	100m
7264833	LC flex rubber/LC flex rubber	125m
7264834	LC flex rubber/LC flex rubber	150m
7264835	LC flex rubber/LC flex rubber	200m

FTTA and RF jumpers

Jumper cables, SM NSN flex rubber on one end		
Identification code	Product	Pituus
7263144	LC flex rubber/LC 2SMT	2m
7264612	LC flex rubber/LC 2SMT	3m
7264613	LC flex rubber/LC 2SMT	5m
7269385	LC flex rubber/LC 2SMT	10m
7264614	LC flex rubber/LC 2SMT	15m
7269386	LC flex rubber/LC 2SMT	20m
7269387	LC flex rubber/LC 2SMT	30m
7269388	LC flex rubber/LC 2SMT	40m
7269389	LC flex rubber/LC 2SMT	50m
7263131	SC/LC flex rubber	2m

Armored jumper cables

We provide jumper cables with armoring . They have regular LC connectors, but the length of the peeling is different, and the fibers are armored.

The identification codes can be seen below.

Armored jumper cables, SM		
Identification code	Product	Length
7263171	LC/LC arm. 2SMT	2m
7263170	LC/LC arm. 2SMT	3m
7263166	LC/LC arm. 2SMT	5m
7263167	LC/LC arm. 2SMT	10m
7269379	LC/LC arm. 2SMT	20m
7269380	LC/LC arm. 2SMT	30m
7269381	LC/LC arm. 2SMT	40m
7269382	LC/LC arm. 2SMT	50m
7269383	LC/LC arm. 2SMT	75m
7269384	LC/LC arm. 2SMT	100m

Armored jumper cables, OM3		
7263173	LC/LC arm. 2OM3T	2m
7263172	LC/LC arm. 2OM3T	3m
7263168	LC/LC arm. 2OM3T	5m
7263169	LC/LC arm. 2OM3T	10m

IP67-rated connectors:

Jumper cables, which have LC/UPC connectors at both ends. One or both ends have IP67 rating for connectors. The IP67 connectors are compatible with FullAXS connectors.

IP67 LC/LC IP67 FTTA SMT	
Identification code	Product
7269366	LC/LC IP67 FTTA 2SMT 2m
7269367	LC/LC IP67 FTTA 2SMT 3m
7269368	LC/LC IP67 FTTA 2SMT 5m
7269370	LC/LC IP67 FTTA 2SMT 10m
7269371	LC/LC IP67 FTTA 2SMT 20m
7269372	LC/LC IP67 FTTA 2SMT 30m
7269373	LC/LC IP67 FTTA 2SMT 40m
7269374	LC/LC IP67 FTTA 2SMT 50m
7269375	LC/LC IP67 FTTA 2SMT 75m
7269378	LC/LC IP67 FTTA 2SMT 100m
LC IP67/LC IP67 FTTA 2SMT	
7269369	LC IP67/LC IP67 FTTA 2SMT 1m

RF jumper cables

That is, coaxial cables from remote radio head (RRH) to the antenna. The connectors currently available are 4.3-10M, 7/16M, NM, 4.3-10MA, 7/16MA, NMA and 7/16F. The cable is flexible 1/2" cable. The cable is black and has a CPR rating of B2ca d1, s1, -

RF jumper cables 4.3-10M—4.3-10M	
Identification	Product
7263245	RF Jumper Cable 2m 4.3-10M-4.3-10M 1/2 LSZH/UV B2ca
7263246	RF Jumper Cable 3m 4.3-10M-4.3-10M 1/2 LSZH/UV B2ca
7263247	RF Jumper Cable 5m 4.3-10M-4.3-10M 1/2 LSZH/UV B2ca
7263248	RF Jumper Cable 7m 4.3-10M-4.3-10M 1/2 LSZH/UV B2ca
7263249	RF Jumper Cable 10m 4.3-10M-4.3-10M 1/2 LSZH/UV B2ca
7263250	RF Jumper Cable 15m 4.3-10M-4.3-10M 1/2 LSZH/UV B2ca

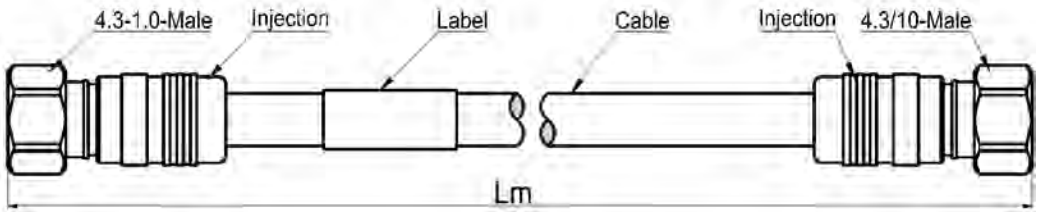

RF jumper cables 4.3-10M—7/16M	
Identification	Product
7263253	RF Jumper Cable 2m 4.3-10M-7/16M 1/2 LSZH/UV B2ca
7263254	RF Jumper Cable 3m 4.3-10M-7/16M 1/2 LSZH/UV B2ca
7263255	RF Jumper Cable 5m 4.3-10M-7/16M 1/2 LSZH/UV B2ca
7263256	RF Jumper Cable 7m 4.3-10M-7/16M 1/2 LSZH/UV B2ca
7263257	RF Jumper Cable 10m 4.3-10M-7/16M 1/2 LSZH/UV B2ca
7263258	RF Jumper Cable 15m 4.3-10M-7/16M 1/2 LSZH/UV B2ca

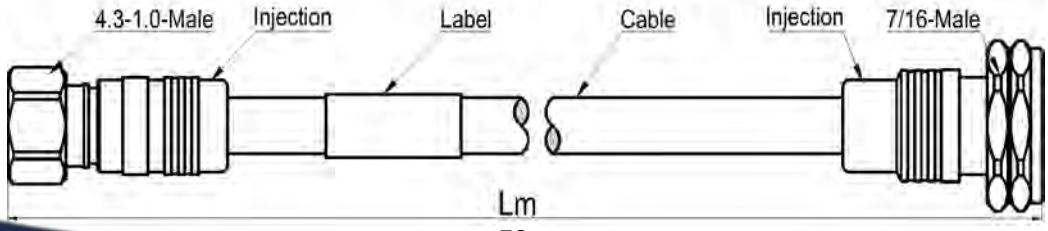

RF jumper cables 4.3-10M—7/16MA	
Identification	Product
7263261	RF Jumper Cable 2m 4.3-10M-7/16MA 1/2 LSZH/UV B2ca
7263262	RF Jumper Cable 3m 4.3-10M-7/16MA 1/2 LSZH/UV B2ca
7263263	RF Jumper Cable 5m 4.3-10M-7/16MA 1/2 LSZH/UV B2ca
7263264	RF Jumper Cable 7m 4.3-10M-7/16MA 1/2 LSZH/UV B2ca
7263265	RF Jumper Cable 10m 4.3-10M-7/16MA 1/2 LSZH/UV B2ca
7263266	RF Jumper Cable 15m 4.3-10M-7/16MA 1/2 LSZH/UV B2ca

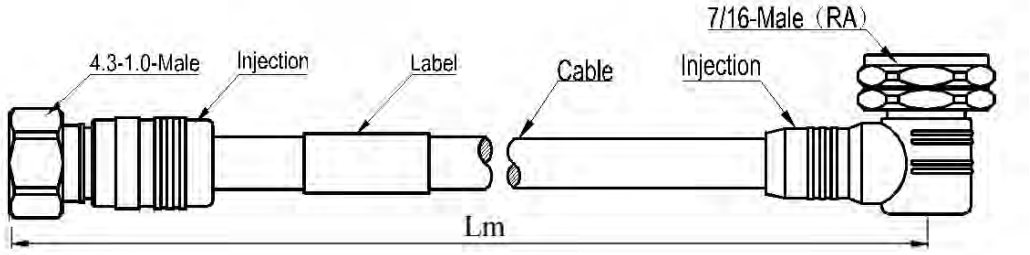

RF jumper cables 4.3-10M—NM	
Identification	Product
7263269	RF Jumper Cable 2m 4.3-10M-NM 1/2 LSZH/UV B2ca
7263270	RF Jumper Cable 3m 4.3-10M-NM 1/2 LSZH/UV B2ca

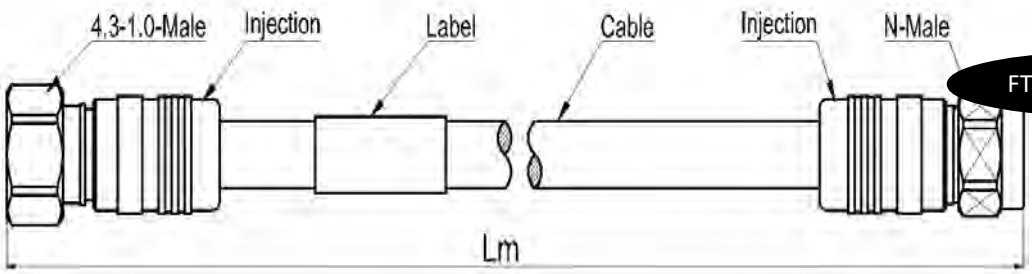

RF jumper cables 4.3-10MA—7/16M	
Identification	Product
7263274	RF Jumper Cable 2m 4.3-10MA-7/16M 1/2 LSZH/UV B2ca

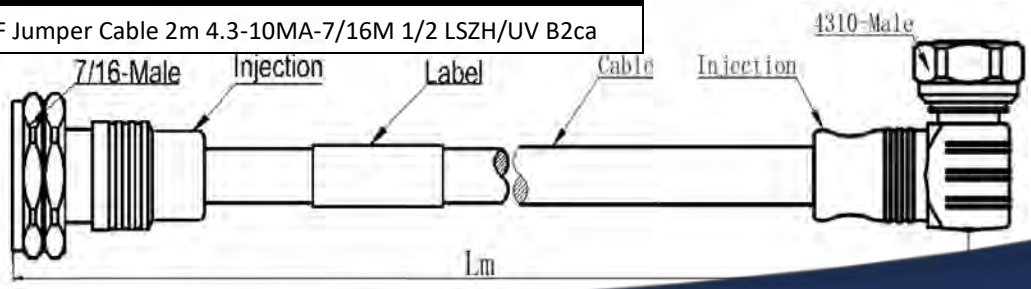

RF jumper cables 7/16M—7/16M	
Identification	Product
7263279	RF Jumper Cable 2m 7/16M-7/16M 1/2 LSZH/UV B2ca
7263280	RF Jumper Cable 3m 7/16M-7/16M 1/2 LSZH/UV B2ca
7263281	RF Jumper Cable 5m 7/16M-7/16M 1/2 LSZH/UV B2ca
7263282	RF Jumper Cable 7m 7/16M-7/16M 1/2 LSZH/UV B2ca
7263283	RF Jumper Cable 10m 7/16M-7/16M 1/2 LSZH/UV B2ca

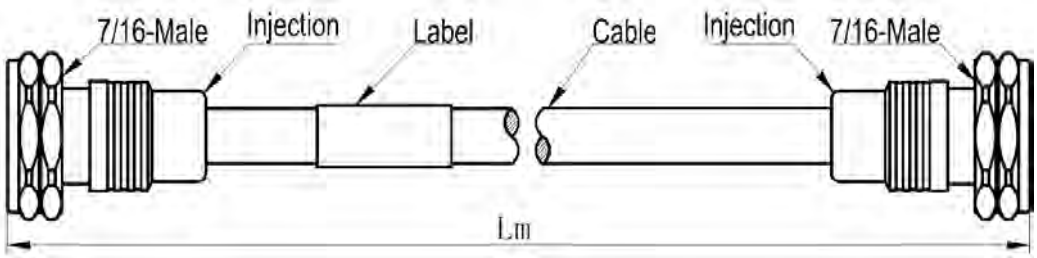

RF jumper cables 7/16M—7/16MA	
Identification	Product
7263287	RF Jumper Cable 2m 7/16M-7/16MA 1/2 LSZH/UV B2ca
7263288	RF Jumper Cable 3m 7/16M-7/16MA 1/2 LSZH/UV B2ca
7263289	RF Jumper Cable 5m 7/16M-7/16MA 1/2 LSZH/UV B2ca
7263290	RF Jumper Cable 7m 7/16M-7/16MA 1/2 LSZH/UV B2ca
7263291	RF Jumper Cable 10m 7/16M-7/16MA 1/2 LSZH/UV B2ca
7263292	RF Jumper Cable 12m 7/16M-7/16MA 1/2 LSZH/UV B2ca
7263293	RF Jumper Cable 15m 7/16M-7/16MA 1/2 LSZH/UV B2ca

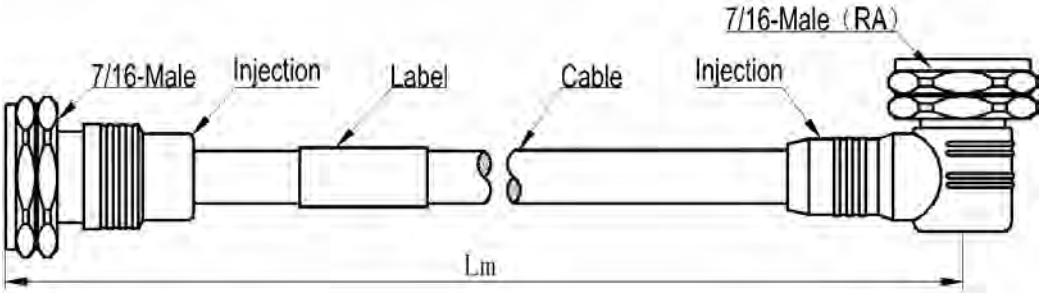

RF jumper cables 7/16MA—7/16F	
Identification	Product
7263298	RF Jumper Cable 5m 7/16MA-7/16F 1/2 LSZH/UV B2ca

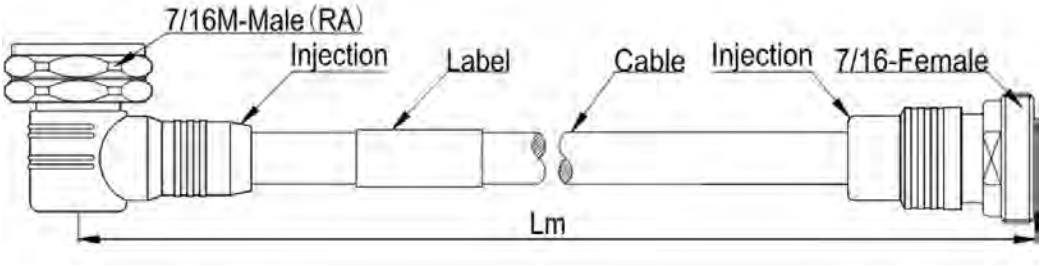

RF jumper cables 7/16M—NM	
Identification	Product
7263301	RF Jumper Cable 2m 7/16M-NM 1/2 LSZH/UV B2ca
7263302	RF Jumper Cable 3m 7/16M-NM 1/2 LSZH/UV B2ca
7263303	RF Jumper Cable 5m 7/16M-NM 1/2 LSZH/UV B2ca
7263304	RF Jumper Cable 7m 7/16M-NM 1/2 LSZH/UV B2ca

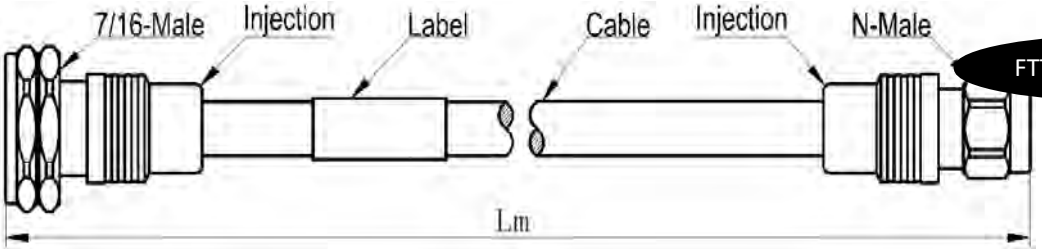

RF jumper cables 7/16M—NMA	
Identification	Product
7263310	RF Jumper Cable 3m 7/16M-NMA 1/2 LSZH/UV B2ca

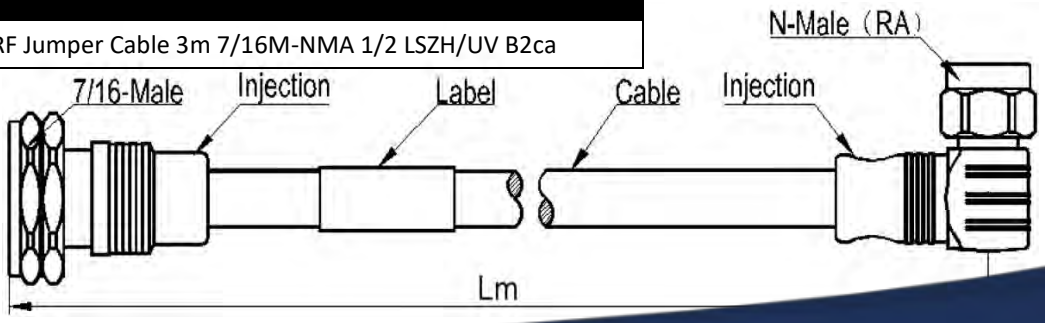

Tools and accessories

Fiber optic visual fault locator

- 7268483, visibility 5km
- 7263179, visibility 10km
- 7263180, visibility 13-14km
- 7263181, visibility 17-18km
- Includes batteries, universal 2.5mm and 1.25mm adapters, ceramic spare ferrule, cleaning sticks and carrying casing.
- Optical Fiber Visual Fault Locator (VFL) is specially designed for field personnel who need an efficient and economical tool for fiber tracing, fiber routing and continuity checking in an optical network during and after installation. Its red laser shines through most yellow-jacketed fibers to help you pinpoint breaks, bends, faulty connectors, splices, and other causes of signal loss. It locates faults visually by creating a bright red glow at the exact location of the fault on single mode or multimode fibers.

Fiber optic stripper

- 7263119
- It can peel off three different sized claddings. There are holes for 2-3mm outer jacket, for 900µm secondary cladding and for the primary cladding. 125µm fiber is left exposed after use.

Ideal stripper 45-162

- 7263177
- A tool to strip cables and fiber tubes. Can be adjusted up to 1/8 inches (3.175mm)
- Besides optical cables, the strippers can be used for coaxial cable and twisted pair cables and other flexible cables
- Includes three blades, adjustable blades on each side and at the end there is a blade for longitudinal cutting
- The stripper is designed to strip away the outer jacket without damaging inside. Lightweight, compact, cost-effective stripper is simple to operate.

Ideal stripper 45-163

- 7263120
- A tool to strip cables and fiber tubes. Can be adjusted from 1/8 inches to 7/32 inches (3.175-5.556mm)
- Besides optical cables, the strippers can be used for coaxial cable and twisted pair cables and other flexible cables
- Includes three straight blades and one round one
- The stripper is designed to strip away the outer jacket without damaging inside. Lightweight, compact, cost-effective stripper is simple to operate.

Kevlar scissors

- 7263117
- Specialist scissors are required to cut the Kevlar from multi-core and patch cord cables. These scissors are specifically designed with robust hardened steel and very sharp serrated blades to make the removal of Kevlar very easy. Due to the sharpness and robust design of the blades they can also be used on a multitude of other materials.

Focus connector service tool

- 7262596
- Specially designed for servicing fiber optic cable connectors in high-density patch panels. Focus tool makes it easy to insert and remove connectors without disturbing adjacent connections. Its patented design makes it truly unique in the industry. The FOCUS tool works with the follow fiber optic connector types: SC, SC2, MU, LC, and MTRJ connectors and different cables, including 2mm, 3mm, 1.6mm, jacketed, and 900um buffered cables. It is designed for accessing high-density patch panels.
- There is a light inside which makes it easier to work in dark spaces

Fiber cleaver

- 7263118
- Designed for excellent portability and is ideal for FTTx applications. The 16-position blade yields 48,000 single-fiber cleaves, or 4,000 12-fiber ribbon cleaves before requiring replacement, and the built-in scrap collector conveniently stores fiber shards until they can be safely discarded.

Ferrulemate cleaning tool for 1.25mm ferrules

- 7262597
- Cleaning tool for LC and MU connectors
- The cleaning is done through adapter
- Easy to use and palm-fitting design
- Can be used for more than 800 connectors. The cleaning cloth can't be changed.
- Download brochure here! Link

Ferrulemate cleaning tool for 2.5mm ferrules

- 7262598
- Cleaning tool for SC, FC and ST connectors
- The cleaning is done through adapter
- Easy to use and palm-fitting design
- Can be used for more than 800 connectors. The cleaning cloth can't be changed.
- Download brochure here! Link

Handimate cleaning kit

- 7262599
- Cleaning tool for SC, FC, ST, LC, MU LC-duplex and MU-duplex connectors
- The cleaning is done directly with the connector
- Can also be used with APC connectors
- Easy to use and palm-fitting design
- Can be used for more than 500 connectors. The cleaning cloth can't be changed.
- Download brochure here! Link

Cleaning sticks 1.25mm ja 2.5mm

- 1.25mm Identification code 7263122
- 2.5mm Identification code 7263123
- The package includes 5pcs. Can be used to clean adapters and connectors through adapters.

Launch leads

- 7263316 (150m)
- 7268484 (500m)
- 7268485 (1000m)
- The fibers that come out of the protective shell are 3mm thick and armored. The external connectorized cables length can be easily adjusted by the user. The magnet in the box makes it easy to attach the launch lead,for example, on the wall of a cabinet.
- Connector options: SC/UPC, SC/APC, LC/UPC, LC/APC, MU/UPC, ST/UPC, FC/UPC and FC/APC, with any combination
- Fiber options: SM 9/125 G.652, SM 9/125 G.657 A2, SM NZD G.655, MM 62,5/125 OM1, MM 50/125 OM2, MM 50/125 OM3, MM 50/125 OM4
- Download brochure here! Link

Easysplicer

- Identification code 7269205
- Splicing made easy and low-priced with EasySplicer MK2
- For both SM and MM fibers
- Splicing time of less than 7 seconds
- Loss estimation
- Pull-test of performed splices
- Built in oven
- Easy to use and to carry along
- Perfect for the FTTH installer

PON optical power meter

- 7263121
- PON optical power meter for FTTx applications and maintenance. This PON optical power meter can simultaneously test and estimate the signals of the voice, data, and video. It is an essential and ideal tool for the construction and maintenance of the PON projects.
- Download brochure here! Link

Splice protector sleeve

- 7264109 61mm long
- 7264887 40mm long
- Hot fusion tubing and stainless reinforcing steel rod, which keep optic transmission properties of optical fiber and enhance the protection to optical fiber splices.

Splice holder

- 7268332 for 12 fibers
- 7263233 for 24 fibers
- Rubber-like holder with adhesive tape at the bottom.
- Every six openings can hold 2 or 4 splice protector sleeves.
- Fits with both 40mm and 61mm splice protector sleeves.

Splice tray 48-f

- 7264145
- A splice tray that can hold 48 splices.
- Includes splice holders and cable ties.
- Attached with hooks to a splice tray holder.



Splice tray 96-f

- 7269282
- A splice tray that can hold 96 splices.
- Includes splice holders and cable ties.
- Attached with hooks to a splice tray holder.

Modular and Data Center products

19” LC module

Modular design is a convenient solution when you don’t want to acquire preassembled cable with 48 or 96 fibers for 19” panel. Modular structure allows you to complement the panel in four phases according to needs.

Modular structure includes 19” frame and preassembled modules. The cable used in the modules is user-friendly FTMSU cable with small diameter.

The height of the frame is 1U and it fits 4 modules. The modules are installed to the frame from behind, which enables the use of preassembled cables.

One module fits 24 LC connectors, which means the whole frame fits 96 LC connectors. The modules can be equipped with less connectors as well.

With regular modules, the cable is preassembled on both ends. But if there is a difficult inlet, then the other module can be left uninstalled.

Below you can see the identification codes of the modules held in stock.

Identification code	1. Frame	
7269212	19” frame for 4 modules	
2. Cables, modules installed on both ends. LC-UPC		
Identification code	Product	Length
7269213	Mod/Mod LC FTMSU 12SMT	10m
7269214	Mod/Mod LC FTMSU 12SMT	15m
7269215	Mod/Mod LC FTMSU 12SMT	20m
7269216	Mod/Mod LC FTMSU 12SMT	25m
7269217	Mod/Mod LC FTMSU 12SMT	30m
7269218	Mod/Mod LC FTMSU 12SMT	35m
7269219	Mod/Mod LC FTMSU 12SMT	40m
7269220	Mod/Mod LC FTMSU 12SMT	45m
7269221	Mod/Mod LC FTMSU 12SMT	50m
7269222	Mod/Mod LC FTMSU 24SMT	10m
7269223	Mod/Mod LC FTMSU 24SMT	15m
7269224	Mod/Mod LC FTMSU 24SMT	20m
7269225	Mod/Mod LC FTMSU 24SMT	25m
7269226	Mod/Mod LC FTMSU 24SMT	30m
7269227	Mod/Mod LC FTMSU 24SMT	35m
7269228	Mod/Mod LC FTMSU 24SMT	40m
7269229	Mod/Mod LC FTMSU 24SMT	45m
7269230	Mod/Mod LC FTMSU 24SMT	50m

3. Cables, modules installed on both ends. LC-APC		
Identification code	Product	Length
7269231	Mod/Mod LCA FTMSU 12SMT	10m
7269232	Mod/Mod LCA FTMSU 12SMT	15m
7269233	Mod/Mod LCA FTMSU 12SMT	20m
7269234	Mod/Mod LCA FTMSU 12SMT	25m
7269235	Mod/Mod LCA FTMSU 12SMT	30m
7269236	Mod/Mod LCA FTMSU 12SMT	35m
7269237	Mod/Mod LCA FTMSU 12SMT	40m
7269238	Mod/Mod LCA FTMSU 12SMT	45m
7269239	Mod/Mod LCA FTMSU 12SMT	50m
7269240	Mod/Mod LCA FTMSU 24SMT	10m
7269241	Mod/Mod LCA FTMSU 24SMT	15m
7269242	Mod/Mod LCA FTMSU 24SMT	20m
7269243	Mod/Mod LCA FTMSU 24SMT	25m
7269244	Mod/Mod LCA FTMSU 24SMT	30m
7269245	Mod/Mod LCA FTMSU 24SMT	35m
7269246	Mod/Mod LCA FTMSU 24SMT	40m
7269247	Mod/Mod LCA FTMSU 24SMT	45m
7269248	Mod/Mod LCA FTMSU 24SMT	50m

19” LC module 45 degrees

There is a new version of the frame which is not as deep as the regular version. The new version has its own fitting modules as well. In the modules, the cable is at an angle of 45° relative to the front edge. This saves space and the modules can also easily fit in cross-connection cabinets without the cable being unnecessary bent. The cable can be installed in the module so that the cable goes either left or right. The frame also has holes for wall mounting.

MTP/MPO

When talking about MTP and MPO connectors we need to keep in mind that they are not the same although compatible.

MTP is developed out of MPO, but with better quality. There are many companies manufacturing parts for MPO connectors, but only US Conec manufactures parts for MTP connectors. This means that parts for MPO, for example the boot, housing and ferrules can be manufactured by anyone. And if the connector is called MTP, then all parts are manufactured by US Conec.

There are few advantages with MTP compared to MPO

- The housing is detachable, which enables ferrules to be repolished
- Floating ferrule improves the connection between couplings
- The tolerance for the guide pins in male-connectors is tighter
- The spring is focused better, and its compressive force is better

We supply both MTP and MPO products. At this moment we don't manufacture these connectors ourselves. We offer products from our partner Seikoh Giken.

Connectors

There are two types of MTP/MPO connectors, male and female. In the male connector there are guide pins and in the female connectors corresponding openings. The male connector is used among other things inside panels and in device interfaces. The female connector is commonly used in patch cords and in instrument and trunk cables.



MTP/MPO connectors are available with 8, 12 or 24 fibers. The connector is the same size with all the fiber counts. In connectors, with 8 or 12 fibers, there are 12 places for fibers. When using 8 fibers the 4 middle places remain unused. This 8-fiber connector is mainly used only in multimode products and in 40Gb systems.

In 24-fiber connector the fibers are in two rows. See the difference in the picture beside.

12-fiber connector is the most common at the moment. 24-fiber connectors advantage is greater coupling density, which leads to halving the trunk cables needed. The challenges for using 24-fiber connectors is their manufacturing complexity, which raises their price considerably.

The insertion loss for MTP/MPO connectors is typically little higher compared to SC and LC connectors with ceramic ferrules, typically 0,25dB. Return loss is also weaker compared to regular ferrules. Therefore SM MTP/MPO connectors are almost always APC polished, and that enables them to reach the typical value of 55dBm for return loss.

Patch cords

Patch cord are available for all fiber counts (8, 12 and 24). Both ends can be with MTP/MPO connectors or the other end may be with LC or SC connectors.

Trunk cables

Trunk cables are available with 12, 24, 48, 72, 96, 144 and 192 fibers. The length is customizable to needs and the connectors can be at both ends or only at the other end.

Panels and modules

Several different options are available. There are panels, where at back there are slots for 2 to 16 MTP/MPO adapters. In front of the panel there are slots for LC quattro adapters or for MTP/MPO adapters. When using MTP/MPO connectors, 1U panel can reach as many as 384 connections. In this case there are MTP/MPO connectors in front of the panel as well.

HD LC panels are also available, fitting 144 LC connector to a 1U panel. These HD panels have their own modules.

In a traditional module there are two slots for MTP/MPO connectors at the back and 24 slots for LC connectors in front. Four of these modules can be fitted into 1U panel. Modules can be added when needed. Inside these modules, there are two short MTP/MPO-LC patch cords fitted inside.

19” 1U frames are with and without impact protection. Underneath are frames with impact protection. On the left modules have openings for LC connectors, and on the right for MPO/MTP connectors.

In the picture above, there is 19” 1U frame without impact protection and LC module fitted in.

Polarity

It is crucial to now the polarity when using MTP/MPO connectors. There are three types of polarity available (A, B and C). The choosing of adapters also depends on the polarity. Read more on our website.

Joint closures

NAF FTTH joint closure

- Identification code 7269293
- Suitable for extending and branching FTTH cables
- Simple and sturdy construction
- Cable glands are sealed with vulcanized tape
- Can be opened and closed after first installation
- Capacity for 24 splices
- Dimensions 240 x Ø 110 mm
- Includes two rubber cable glands at both ends which opens
- Suitable for different cable structures
- IP 68
- Can be placed directly on the ground
- Installation instructions

NAF FTTH 12 joint closure



- Identification code 7269376
- To continue two FTTH cables
- Capacity for 12 splices
- When there is no need for branching the FTTH cable
- Oval shape
- Plastic frame
- The cable gland is carried out with a cable shrink and a branching piece.
- The shell of the joint closure is shrinking from one end, so that there is no steep step between the cables and the shell.
- Dimensions: 240x45x80 mm
- Installation instructions

General Joint closures (GJCs)

NAF mini GJC



- Identification code 7263227
- The case is so called dome closure consisting of a lower part with splice tray and a protective cover.
- Capacity for 48 splices
- The closure can be used for mid span access.
- External dimensions 489 x 182 x 94 mm.
- Can be used as an extension for the trunk cable or as a branch extension for 1 to 3 smaller cables.
- There is one oval pass-through for mechanical cable glands on the lower part.
- Material is acid-proof steel
- Under the splice tray there are plastic fasteners for the uncut fiber tubes.
- IP 68. Designed and manufactured in Finland
- In addition to normal accessories, the basic package includes a mechanical cable gland of 2x15mm +3x10mm and a cable shrink with branching pieces as an alternative to this.
- Suitable shrink-free cable lead throughs: 7263240, 7263241, 7263242, 7263243

The benefits of metallic general splice closures:

- Simple and sturdy structure
- Easy and fast installation
- Shrink-free cable glands for cables with max. 20mm outer diameter.
- Suitable for different cable structures
- The closures can be used for mid span access.

NAF GJC 48/96-f



- Identification code 7269294
- The case is so called dome closure consisting of a lower part with splice tray and a protective cover.
- Capacity for 48 or 96 splices
- In addition to normal accessories, the basic package includes mechanical cable glands of 4x15mm and 6x10mm and cable shrinks with branching pieces as an alternative to this. 100 pcs of splice protection sleeves are also included.
- The closure can be used for mid span access.
- External dimensions 489 x 235 x 94 mm.
- There are two oval pass-throughs for mechanical cable glands on the lower part.
- Material is acid-proof steel
- Under the splice tray there are plastic fasteners for the uncut fiber tubes.
- IP 68. Designed and manufactured in Finland
- Suitable shrink-free cable lead throughs: 7263240, 7263241, 7263242, 7263243
- The identification code for NAF GSC 48/96-f without cable glands or shrinks is 7263341
- Installation instructions



NAF GJC 192-f

- Identification code 7269300
- The case is so called dome closure consisting of a lower part with splice tray and a protective cover.
- Capacity for 192 splices
- In addition to normal accessories, the basic package includes mechanical cable glands of 4x15mm and 6x10mm and cable shrinks with branching pieces as an alternative to this. 200 pcs of splice protection sleeves are also included.
- The closure can be used for mid span access.
- External dimensions 515 x 235 x 110 mm.
- There are two oval pass-throughs for mechanical cable glands on the lower part.
- Material is acid-proof steel
- Under the splice tray there are plastic fasteners for the uncut fiber tubes.
- Contains two 96-fiber splice trays, the upper tray is hinged
- IP 68. Designed and manufactured in Finland
- Suitable shrink-free cable lead throughs: 7263240, 7263241, 7263242, 7263243
- Installation instructions

NAF GJC 480-f

- Identification code 7263251
- The case is so called dome closure consisting of a lower part with splice tray and a protective cover.
- Suitable for different cable structures
- Capacity for 480 splices
- The closure can be used for mid span access.
- External dimensions 180 x 495 x 287 mm.
- 48 fiber and 96 fiber hook-fastened splice trays can be placed on the splice tray holder. Identification codes for suitable splice trays: 7264145 and 7269282
- There are three oval pass-throughs for mechanical cable glands on the lower part.
- Material is acid-proof steel
- Under the splice tray there are plastic fasteners for the uncut fiber tubes.
- IP 68. Designed and manufactured in Finland
- In addition to normal accessories, the basic package includes mechanical cable glands of 4x15mm, 6x10mm and 2x20mm and cable shrinks with branching pieces as an alternative to this. Splice trays are not included.
- Suitable shrink-free cable lead throughs : 7263240, 7263241, 7263242, 7263243

Shrink-free cable glands for NAF GJCs

- Identification code 7263240
- Shrink-free cable gland for NAF GJC
- To be placed in oval opening of the NAF GJC
- For one or two cables with max. outer diameter of 20 mm.

- Identification code 7263241
- Shrink-free cable gland for NAF GJC
- To be placed in oval opening of the NAF GJC
- For one to four cables with max. outer diameter of 15 mm.

- Identification code 7263242
- Shrink-free cable gland for NAF GJC
- To be placed in oval opening of the NAF GJC
- For one to five cables, with max. outer diameter of 15 mm for two of them and with max. outer diameter of 10 mm for three of them.

- Identification code 7263243
- Shrink-free cable gland for NAF GJC
- To be placed in oval opening of the NAF GJC
- For one to six cables with max. outer diameter of 10 mm.

The mechanical cable glands of Naficon have hole blanks for cables. The holes are opened by drilling during installation. Installation instructions.

Microducts can be brought well into the NAF GJC, thanks to the mechanical cable glands used in them. Microducts can be brought into the joint closure as follows:

- Duct size 14/10 mm; 4 ducts/pass-through, pass-through has 4 puncturable holes max. 15 mm for ducts or cables. Holes for 14/10mm ducts are made with a 12 mm wood drill bit.
- Duct size 7/3,5 mm; 6 ducts/pass-through, pass-through has 6 puncturable holes max. 10 mm for ducts or cables. Holes for 7/3,5 mm ducts are made with a 5 mm wood drill bit.
- Pass-throughs with two 15 mm and three 10 mm puncturable holes can also be used. In this way, two main microducts and three FTTH microducts can be taken through one such pass-through into the joint closure.

NAF FTTH branch joint 96



- Identification code 7269377
- Suitable for different cable structures
- Capacity for 96 splices
- External dimensions 515 x 235 x 125 mm.
- Six round cable bushings with the diameter of 22 mm in the lower flang
- Material is acid-proof steel.
- IP 68. Designed and manufactured in Finland.

Accessories included in the delivery:

◊ Cable shrink 34/8 - 200 mm, 6 pcs

◊ Cable shrink branching piece, 8 pc

◊ Grounding connector, 8 pcs

◊ Fixing screw M4 x 12 mm, 16 pcs

◊ Splice holder for 24 fibers, 4 pcs

◊ Cable ties 2 x 100 mm, 24 pcs

◊ Cleaning wipe, 1 pc

◊ Silica gel bag 25 g, 1 pc

NAF OPGW joint closure

- Identification code 7263252
- Suits for different type of OPGW constructions
- Can be used as a shoreline extension, beach joint, to joint submarine cable to directly buried cable.
- Capacity for 96 splices
- Measures without the inlets 381 x 200 x 60 mm.
- Includes two OPGW-inlets and one inlet with inner diameter of 26 mm for duct or directly buried cables. According to the outer diameters of the cables, one or two cables can be imported from the cable gland.
- Material is acid-proof steel
- IP 68. Designed and manufactured in Finland
- Pole mount stand which can be installed to a steel or wooden pole
- Installation instructions

NAF branch joint

- Identification code: 7263330
- Used for branching of fiber optic cables in areas where the cable is lying straight on the ground.
- Suitable for different cable structures
- Allows branching of the trunk cable into one or two cables.
- Can be opened and closed after initial installation.
- Cable glands are implemented with Roxtec's pass-through solutions.
- Capacity for 48 splices
- Dimensions 1100 x Ø 110 mm
- Colour red
- All the necessary accessories included
- Installation instructions

NAF indoor joint closure



- Identification code 7269279
- External dimensions 243x186x52mm, (HxWxD)
- For indoor installation
- Metal casing with M25-sized openings at the bottom and upper corners
- Casing-wide grounding and mounting strip at the bottom
- The cover is fastened with two screws
- The joint closure is attached to the wall from inside or outside
- Capacity for 48 splices
- Colour white
- Package includes the casing, splice holder for 12 fibers (4pcs), cable ties (6pcs), 2pcs fiber guides, 2pcs pass-through bushings M25, 2pcs of grommets M25 and 2pcs grounding brackets

Distribution boxes

NAF Päätejatko

- Identification code : 7268354
- External dimensions 450x350x130mm (HxWxD)
- The frame of the casing is made from polycarbonate and the lid is made from ABS-plastic
- For both indoor and outdoor installation, IP66
- There is room for 5 splice trays inside (48 splices per tray)
- It can be used as an ordinary fiber joint closure or to install separate FTTH-cables inside of it (max 16pcs).
- The splice tray stand is located on the side. The trays do not reach the bottom, so the whole bottom is clear for fiber management.
- The basic package includes: 1 splice tray, 2 M40 cable glands (8 holes with 6mm diameter), 2 M25 cable glands, a protective cap for 12mm grounding opening, 1 copper grounding plate and wall-mounting system
- Accessories available are: extra grounding plate and splice trays
- Different types of rubber seals are available for cable glands

NAF Päätejatko mikro

- Identification code : 7268355
- External dimensions 290x180x92mm (HxWxD)
- The casing is made from polycarbonate
- For both indoor and outdoor installation, IP66
- The casing can hold 24 splices. It can be used as an ordinary fiber joint closure or to install separate FTTH-cables inside of it (max 12pcs).
- The basic package includes: 1 splice holder, 2 M32 cable glands (6 holes with 5mm diameter), 1 M20 cable gland, a protective cap for 12mm grounding opening, 1 copper grounding plate and wall-mounting system
- Different types of rubber seals are available for cable glands

Splice cabinets

Outdoor splice cabinet NAF 864-f

- Identification code: 7269297
- To be placed inside K0- or K1-cable distribution cabinet
- Supplied either separately or pre-installed into K0- or K1- cable distribution cabinet
- Can also be mounted directly on the wall
- Includes slots for 13 48-fiber splice trays or for nine 96-fiber splice trays
- Suitable for various direct buried cables and duct cables as well as microduct cables
- Can be used for mid span access
- Wide cable gland with bristle
- Dimensions 600 x 500 x 250 mm
- Material: powder coated sheet steel
- Colour RAL 7035
- Dustproof construction
- Outdoor splice cabinet NAF864-f installed inside a K0 cable distribution cabinet 7269326

Outdoor splice cabinet NAF Mini

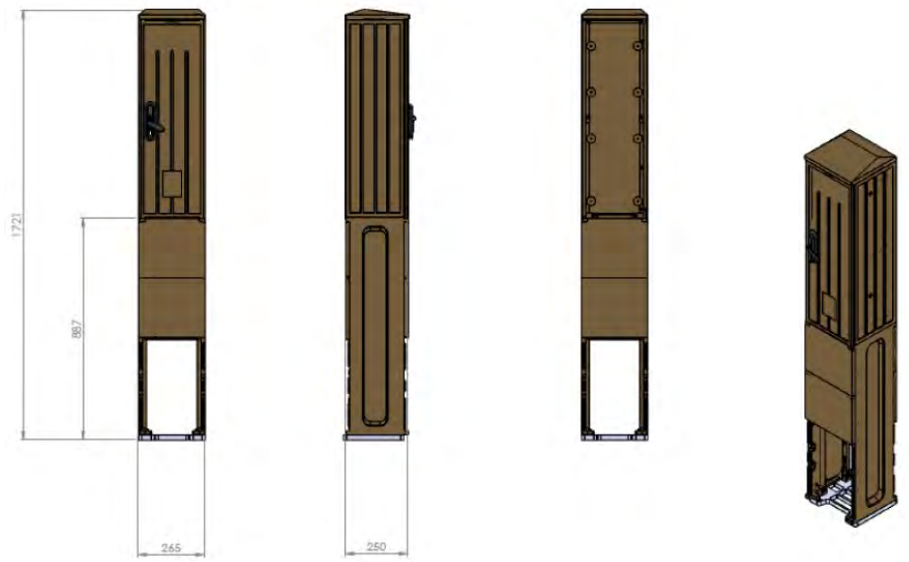

- Identification code: 7263340
- Dimensions 1721 (H) x 265 (W) x 250 (D) mm
- Made of fiberglass
- Basic colour green RAL7008. Other colours also available
- Includes separate space for fiber joints
- A triple-spindle lock can be replaced by "Stockholm Lock"

Extension features :

- Includes two wide cable glands with gaskets, mounting and grounding rails with accessories and guide loops for fiber tube management.
- Slot for two splice trays, one of which can be a 96-fiber version
- Suitable for various direct buried cables and duct cables as well as microduct cables
- In microduct projects, the microducts are brought in and fastened inside the separate space for fiber joints. Depending on the size of the microducts, they can be imported into the joint unit up to several dozens, E.g. 4 x 14/10 mm + 48 x 7/3,5 mm.
- Can be used for mid span access

Indoor splice cabinet NAF 1584-f

- Identification code: 7269306
- For indoor purposes
- NAF 1584-f is suitable for jointing different cables and branching them inside IT area from outdoor cables to cables suitable for indoor installations.
- Suitable for various direct buried cables and duct cables
- The dismantlable cable glands are at the top and bottom
- Dimensions 600 x 600 x 300 mm
- There is room for 33 48-fiber splice trays
- Behind the splice tray holder, there is a large space for fiber tubes. For both incoming and outgoing cables.
- Dustproof construction
- The door is removable for installation

Indoor splice cabinet NAF 528-K

- Identification code: 7269307
- NAF splice cabinet 528-k is suitable for various direct buried cables, duct cables and microduct cables
- For indoor purposes
- Wall mounted
- There is room for 11 48-fiber splice trays.
- Cable glands with bristle are at the top and bottom
- Dimensions 500 x 450 x 173 mm
- Material: powder coated sheet steel
- Dustproof construction

Cross-coupling cabinet NAF1000

- Identification code 7269309
- Placed inside the K1 or K2 distribution cabinet.
- Delivered either separately or pre-installed in the distribution cabinet.
- The cabinet has been specially developed as a coupling cabinet for PON networks.
- Includes a rack for ODF1000 terminal and splitter panels, fiber guides, separate splice tray holder for 48 and 96-fiber splice trays, fastening and grounding rails for incoming cables underneath the splice trays and two wide cable glands with bristle at the bottom of the cabinet.
- The height of the coupling bracket is 16 U.
- Suitable for various direct buried cables and duct cables as well as microduct cables.
- Can be used for mid span access.
- Material: powder coated sheet steel
- Colour RAL 7035
- Dimensions 850 (H) x 740 (W) x 271 (D) mm
- Dustproof construction

Below are the different delivery options for the cross-coupling cabinet:

Identification code	Description
7269309	Cross-coupling cabinet NAF1000
7269310	Cross-coupling cabinet NAF1000 installed inside K1 1200 mm distribution cabinet.
7269311	Cross-coupling cabinet NAF1000 installed inside K2 distribution cabinet.

Mini panels with hook brackets for splice cabinets



- Terminal or splitter module which is installed to a splice tray stand using hook brackets
- Mini panel LCA/- HBBX 24SML 5m, 7269329
  A 24-fibre SM indoor/outdoor cable is installed in the terminal module, with 24 LC/APC connectors at one end and the other end is free for splicing. Cable length is 5m.

- Mini panel 1:8 LCA splitter module, 7269336
- Mini panel 2x 1:8 LCA splitter module, 7269337
- Mini panel 1:16 LCA splitter module, 7269338

Data cabinets and racks



Beside the cross-connection and combo cabinets made in Finland, Naficon has started to import data cabinets and racks. The cabinets come from Asia and are assembled in our factory.

The manufacturer of the cabinets is Avanix. Naficon has sold and installed these cabinets in The United Arab Emirates in hundreds over the past few years. We have now taken these proven cabinets into our selection in Finland as well.

In the table below you can find the sizes of the cabinets held in stock. Other sizes are available on request.

Model number	Capasity (U)	Width (mm)	Depth (mm)	Height (mm)
A2-6637	37	600	600	1600
A2-6642	42	600	600	2000
A2-6647	47	600	600	2200
A2-6842	42	600	800	2000
A2-6847	47	600	800	2200
A2-8842	42	800	800	2000
A2-8847	47	800	800	2200

800x800x2200mm frame of the cabinet

Structure and door options

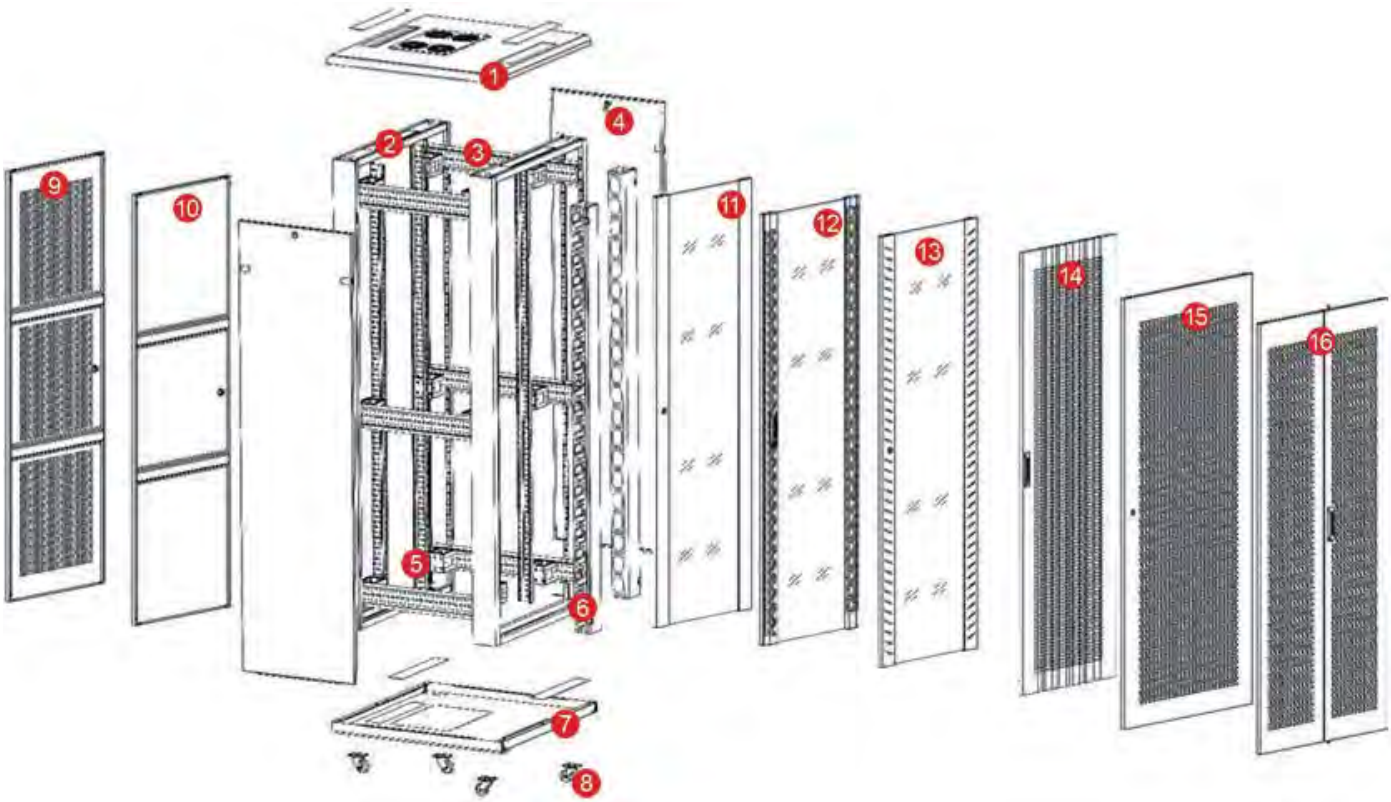

Structure:

1, Top
2, Frame
3, Mounting angle
4, Side panel
5, Mounting profile
6, Cable management slot with cap
7, Bottom
8, Castor
9, Segmental perforated door
10, Solid plate door
11, Toughened glass door with metal door border
12, Toughened glass door with net hole border
13, Toughened glass door with stripped hole Border
14, Arch high perforated door
15, Flat high perforated door
16, Middle split perforated door

Doors Options:

Type 1:Segmental perforated door, with small round lock
Type 2: Solid plate door, with small round lock
Type 3:Toughned glass door with metal door border, with small round lock
Type 4:Toughened glass door with net hole border, with handle lock
Type 5:Toughened glass door with stripped hole border, with small around lock
Type 6: Arch perforated door, with handle lock
Type 7: Flat high perforated door, with handle lock
Type 8: Middle split perforated door, with handle lock

Side Panel Options:

Type1: Standard solid plate side panel
Type2: Side panel with shutters

Cable specs

HBBX

Loose Tube Cable: Indoor-Outdoor

ID: HBBX48F **J/A-BQ(BN)H 6×1,5**

This cable is suitable for indoor and outdoor use and Air-Blown installation.

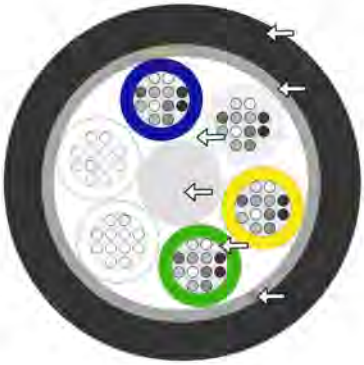

Black FR-LSZH outer jacket, UV stable
(Other colours available on request)

Waterblocking E-glass yarn

Waterblocking yarn

FRP dielectric central strength member (OD 1,8 mm)

Gel filled PBT loose tube with optical fibres

Ripcord

Mechanical and Environmental properties

Test		Value	Unit	Method
Cable outer diameter		7,6 ± 0,4	mm	EN 60811-203
Cable weight		63	kg/km	
Outer jacket thickness		1,1	mm	
Loose tube diameter		1,5	mm	
Max. tensile strength		1800	N	EN 60794-1-21-E1
Crush resistance test		1500	N	EN 60794-1-21-E3
Impact resistance test		15	Nm	EN 60794-1-21-E4
Min. bend radius (no load)		15	× OD	EN 60794-1-21-E11a
Min. bend radius (load)		20	× OD	EN 60794-1-21-E11b
Temperature range	Installation	-15 to + 50	°C	EN 60794-1-22-F1
	Operation	-30 to + 70	°C	
	Storage	-40 to + 70	°C	
Fire properties – Flammability		pass		EN 60332-3-22 (cat.A)
Fire properties – Acid gases		pass		EN 60754-1 EN 60754-2
Fire properties – Smoke density		pass		EN 61034-1 EN 61034-2

Cable life time - minimum 30 years

Fibre colour coding

1	Blue	7	Brown
2	White	8	Turqoise
3	Yellow	9	Black
4	Green	10	Violet
5	Grey	11	Pink
6	Orange	12	Red

Other fibre colour sequences available on request

Tube colour coding

1	Blue
2	White
3	Yellow
4	Green

CPR: Dca-s2, d2, a2

FZOMSU-SD

Halogen free and flame retardant fibre optic cable

FZOMSU-SD is a stranded cable suitable for duct installation outdoors and indoors. The cable is fire retardant according to the IEC 60332-1.

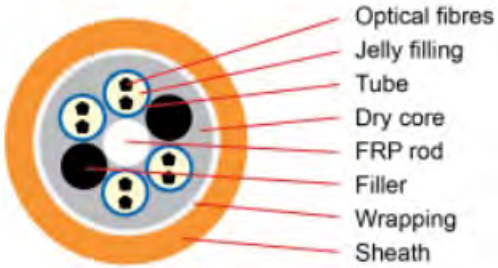

Properties		
Max. tension	During installation	
	12-48 F	1 500 N
	96 F	2 800 N
Crush strength	With 100 mm plate	1 500 N
Temperature range	Operation	-45 - +70 ºC
	Installation	-15 - +60 ºC
Reaction to fire (CPR)		Eca

Construction	
Optical fibres	Coloured single-mode fibres according to the ITU-T G.652.D standard. Also availabe with multimode fibres.
Secondary coating	Jelly filled loose tubes made of thermoplastic polymer.
Fillers	Black plastic fillers when applicable.
Central strength member	Glass fibre reinforced plastic (FRP).
Cable core stranding	The secondary coating tubes and fillers (when needed) are SZ-stranded around the central strength member.
Wrapping	The cable core is wrapped longitudinally with a water blocking tape.
Rip cord	A non-metallic rip cord is applied under the sheath.
Outer sheath	Flame retardant, halogen free and UV resistant plastic (LSZH). Colour of the sheath is orange. Nominal sheath thickness is 1,4 mm. Cable is flame retardant according to the IEC 60332-1.
Sheath marking	Marking printed on the sheath at one meter interval: Nestor Cables - cable type - lot number - year of manufacture - length marking.

CWDM technical information:

CWDM 4+1 CHANNELS, OPTIC AND/OR ELECTRIC SPECIFICATION

Parameter		Unit	SPC
Channel Number		CH	5
Port Number		-	7
Operating Wavelength		nm	1260~1620
Channel Wavelength		nm	1310(1260~1360)/1470/1490/1510/1530
Insertion Loss MUX/DEMUX	1310→COM/COM→1310	dB	0.8/0.8
	1470→COM/COM→1470	dB	1.1/2.8
	1490→COM/COM→1490	dB	1.3/2.6
	1510→COM/COM→1510	dB	1.6/2.4
	1530→COM/COM→1530	dB	1.9/2.1
	1310→Mon/COM→Mon	dB	19.7~21.7/19.7~21.7
Insertion Loss (A pair)	CHX→CHX	dB	4.0
Channel Ripple		dB	0.5
Adjacent Channel Isolation		dB	≥30
Non-Adjacent Isolation		dB	≥40
Return Loss		dB	≥45
Directivity		dB	≥50
PDL		dB	0.2
PMD		ps	0.2
Power Handling		mW	300
Package (exclude boots)		mm	100x80x10

*Note: IL include connector.

CWDM 4+2 CHANNELS, OPTIC AND/OR ELECTRIC SPECIFICATION

Parameter		Unit	SPC
Channel Number		CH	6
Port Number		-	7
Operating Wavelength		nm	1260~1620
Channel Wavelength		nm	1310(1260~1360)/1550(1503~1573)/1470/1490/1590/1610
Insertion Loss MUX/DEMUX	1310→COM/COM→1310	dB	1.0/1.0
	1470→COM/COM→1470	dB	1.3/2.5
	1490→COM/COM→1490	dB	1.6/2.2
	1550→COM/COM→1550	dB	1.9/1.9
	1590→COM/COM→1590	dB	2.2/1.6
	1610→COM/COM→1610	dB	2.5/1.3
Insertion Loss (A pair)	CHX→CHX	dB	4.6
Channel Ripple		dB	0.5
Adjacent Channel Isolation		dB	≥30
Non-Adjacent Isolation		dB	≥15
Return Loss		dB	≥45
Directivity		dB	≥50
PDL		dB	0.2
PMD		ps	0.2
Power Handling		mW	300
Package (exclude boots)		mm	100x80x10

*Note: IL include connector.

CWDM 8+1 CHANNELS, OPTIC AND/OR ELECTRIC SPECIFICATION

Parameter		Unit	SPC
Channel Number		CH	9
Port Number		-	11
Operating Wavelength		nm	1260~1620
Channel Wavelength		nm	1310(1260~1360)/1470/1490/1510/1530/1550/1570/1590/1610
Insertion Loss MUX/DEMUX	1310→COM/COM→1310	dB	0.8/0.8
	1470→COM/COM→1470	dB	1.1/2.8
	1490→COM/COM→1490	dB	1.3/2.6
	1510→COM/COM→1510	dB	1.6/2.4
	1530→COM/COM→1530	dB	1.9/2.1
	1550→COM/COM→1550	dB	2.1/1.9
	1570→COM/COM→1570	dB	2.4/1.6
	1590→COM/COM→1590	dB	2.6/1.3
	1610→COM/COM→1610	dB	2.8/1.1
	1310→Mon/COM→Mon	dB	19.7~21.7/19.7~21.7
Insertion Loss (A pair)	CHX→CHX	dB	4.2
Channel Ripple		dB	0.5
Adjacent Channel Isolation		dB	≥30
Non-Adjacent Isolation		dB	≥40
Return Loss		dB	≥45
Directivity		dB	≥50
PDL		dB	0.2
PMD		ps	0.2
Power Handling		mW	300
Package (exclude boots)		mm	100x80x10

*Note: IL include connector.

PARAMETER	SPECIFICATION	UNIT
Pigtail Type(ALL ports)	Corning SMF-28e XB Fiber	
Connector Type	SC/UPC	
Operation Temperature	-40 ~+85	°C
Operation Humidity	5 ~ 95	%RH
Storage Temperature	-40 ~+85	°C

PON-WDM technical information:

OPTIC SPECIFICATION

Parameter		Unit	SPC
Channel Number		CH	1
Port Number		-	3
Operating Wavelength		nm	1260~1620
Channel Wavelength		nm	T1535~1620nm R1260~1360&1480~1500nm
Insertion Loss	Transmission1535~1620	dB	0.8
	Reflection1260~1360	dB	0.6
	Reflection1480~1500	dB	0.6
Isolation	Transmission Channel (1310)	dB	≥30
	Transmission Channel (1490)	dB	≥30
	Reflection Channel (1550)	dB	≥15
Channel Ripple		dB	0.5
Return Loss		dB	≥50
Directivity		dB	≥55
Polarization Dependent Loss		dB	<0.1
Polarization Mode Dispersion		ps	<0.1
Power Handling		mW	500
Package (exclude boots)		mm	Φ5.5*38mm

*Note: IL include connector.

PLC-Splitters

Parameter	Unit	1:2	1:4	1:8	1:16	1:32	1:64
Operating wavelength	nm	1260~1650					
Insertion Loss	dB	≤4.20	≤7.60	≤10.90	≤13.90	≤17.90	≤21.20
Loss Uniformity	dB	≤0.5	≤0.5	≤0.7	≤1.3	≤1.5	≤1.5
PDL	dB	≤0.2	≤0.3	≤0.35	≤0.4	≤0.45	≤0.5
Return Loss	dB	≥55.0	≥55.0	≥55.0	≥55.0	≥55.0	≥55.0
Directivity	dB	≥55.0	≥55.0	≥55.0	≥55.0	≥55.0	≥55.0
Operating temperature	ºC	-40 ~ +70					
Maximum Power Handling	mW	500					
Size (HxWxL)	mm	4x7x60	4x7x60	4x7x60	4x12x60	6x20x80	6x40x100

Sales and technology:

Jussi Laine

+358 400 786 427

jussi.laine@naficon.fi

Heikki Rikkonen

+358 44 544 0702

heikki.rikkonen@naficon.fi

Technology:

Jari Sormunen

+358 40 520 0598

jari.sormunen@naficon.fi

Office:

+358 020 835 1662

naficon@naficon.fi

Naficon Liitin Oy

Lahdentie 7 D

21660 Nauvo FINLAND

www.naficon.fi