







DuoWood + Shutters

Our newest material DuoWood + is made from hardwood material with an additional PVC coating for extra protection and durability. This premium product is a lightweight material compared to standard PVC and can be used with PVC frames to make it even more water resistant. DuoWood + is suitable for all rooms in the home and not just kitchens and bathrooms. Supplied with a Lifetime manufacturers guarantee for complete piece of mind



DuoWood + Benefits

| | | |
|--|---|--|
|  <p>Strong & Durable</p> <p>Hard-wearing, resistant to warping, and water-resistant, perfect for many rooms in the home.</p> |  <p>Energy Efficient</p> <p>Excellent insulating properties, keeping homes warmer and energy bills lower.</p> |  <p>Lifetime warranty</p> <p>This comes from how confident we are in the quality and durability of this product.</p> |
|  <p>Lightweight</p> <p>They are lightweight, which makes them particularly good for covering large areas, such as bay windows and bi-fold doors.</p> |  <p>Great Value</p> <p>Offer all the benefits of hardwood shutters, such as Basswood but at a lower price</p> |  <p>Sustainable</p> <p>A fast growing material, replaced quickly, making the wood a sustainable resource.</p> |

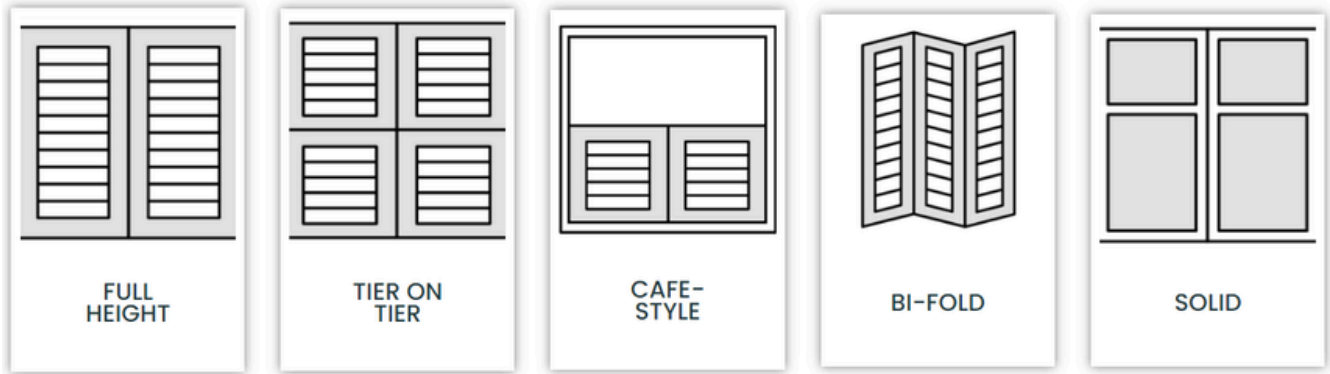
Colour options



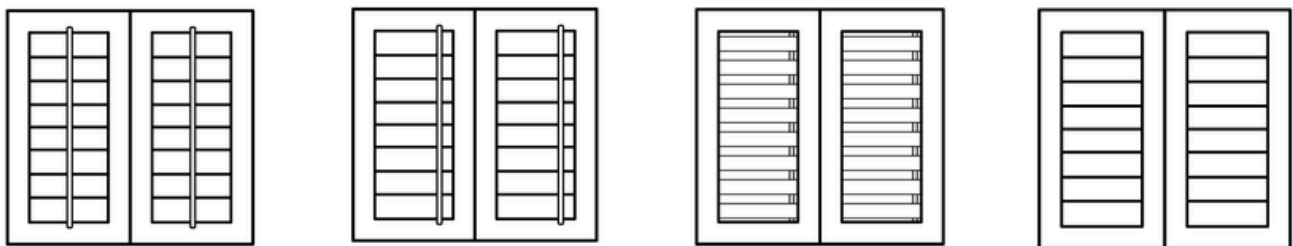
DuoWood + Specification

| Louvre Sizes | Min.Width | Single Panel Max* Width | | | Min.Height | Max Height | Midrail or split |
|--------------|-----------|-------------------------|------------------|---------|------------|--|------------------|
| | | Hinged Shutters | Sliding Shutters | Bi-fold | | | |
| 64mm | 152mm | 600mm | 800mm/ 1100mm | 600mm | 250mm | When the height is over 1600mm, the midrail or split is required | |
| 76mm | | | | | | | |
| 89mm | | 850mm | 900mm/ 1200mm | 650mm | 250mm | | |
| 114mm | | | | | | | |

Styles



Tilt options



Centre Tilt Rod

A bar that sits central with the shutter panel, perfect for a classic shutter finish.

Offset Tilt Rod

A bar similar to that of the central tilt, but that sits to one side of the panel.

Hidden Tilt Rod

A discreet bar placed on the back of the panel for a clean and tidy finish.

Easy Tilt

A built-in tilt rod within the shutter frame itself, a popular choice for many homes.



**DuoWood +
Shutters**

SHUTTERS
& blinds uk